

# University Halls of Residence Reuse Scheme 2011



## Summary Report

October 2011

CRISP working in partnership with Boroughs and Universities

Acknowledgements to the assistance and enthusiasm of the halls managers, staff cleaners, volunteers and students of the participating Universities Halls of Residences located in the boroughs of Camden, Ealing, Greenwich, Guildford Surrey, Hackney, Hammersmith & Fulham, Islington, Kensington & Chelsea and Newham, Southwark, Tower Hamlets and the City of Westminster.

#### **Guildhall School of Music and Drama**

- Sundial Court

#### **Imperial College London**

- Beit Quad Hall
- Bernard Sunley Hall
- Clayponds Village
- Eastside Hall
- Fisher Hall
- Garden Hall & Weeks Hall
- Orient House
- Pembridge Gardens Hall
- Southside Hall
- Southwell Hall
- Willis Jackson (incl. Holbein)
- Wilson House

#### **London City University**

- Finsbury Hall
- Heyworth Hall
- Peartree Court

#### **London School of Economics**

- Bankside House
- Butlers Wharf Residence
- Carr-Saunders Hall
- Grosvenor House
- High Holborn Residence
- Lilian Knowles House
- Northumberland House
- Passfield Hall
- Rosebery Avenue Hall

#### **Opal Group**

- Opal One - Will Wyatt Court
- Opal Four - Tufnell Park Halls

Dr Richard Anderson  
 Director CRISP  
 Units 7-9 Brandon Street, London SE17 1NA

#### **London South Bank University**

- Dante Place
- David Bomberg House
- McLaren House

#### **University of the Arts London**

- Furzedown & Cedars Hall

#### **University of Greenwich**

- Avery Hill Campus

#### **University College London**

- Astor College Hall
- Campbell House East & West
- Goldsmid House
- Hawkridge House
- Ifor Evans Hall
- James Lightill House
- John Dodgson House
- John Tovell & Arthur Tattersall House
- Langton Close & Francis Gardner House
- Max Rayner House
- Ramsay Hall & Ian Baker House
- Schafer House & Pranker House

#### **University of East London**

- Docklands Campus

#### **University of Surrey**

- Hazel Farm Campus
- Manor Park Campus
- Stag Hill Campus

tel: 0207 740 6533 mobile: 07764960704  
 email: [richard@crispej.org.uk](mailto:richard@crispej.org.uk)  
 web: [www.crispej.org.uk](http://www.crispej.org.uk)

CRISP is a project of Elephant Jobs (registered charity no. 1112662 registered company no. 1343924).

## 1. Introduction

Over the summer of 2011 the University Halls of Residence Reuse Scheme once again worked with the management, staff and students living in University Halls of Residence across London and in Surrey, helping ensure that unwanted goods and items left behind by vacating students could be donated for reused and/or recycled, thereby preventing valuable resources being sent to landfill and ensuring the maximum social, environmental and economic benefit from reuse.

At the end of the academic year under-graduate and post-graduate students living in halls of residence move out of their accommodation, often leaving behind a wide variety of items such as clothes, bedding, kitchen equipment, books and electrical goods, which they either no longer have a use for or which they cannot transport to their new homes.

The key element of the University Halls of Residence Reuse Scheme is to collect all these reusable items left behind by students in the short period between the students vacating the Halls of Residence and the Halls being reopened over the summer months, often as 'Hostel and/or Hotel' accommodation for conferences and low cots summer lodging for tourists.

Over the months of June to September 2011 CRISP worked with over 70 University Halls of Residence, providing accommodation to 20,633 students from over 11 different Universities located across 12 London Boroughs and the Borough of Guildford in Surrey.

Participating Universities include:

- City University London
- Guildhall School of Music & Drama
- Imperial College London
- London School of Economics
- London South Bank University
- University College London
- University of East London
- University of Greenwich
- University of Surrey
- University of the Arts London
- Opal Group (Various Universities)
- Sanctuary (Various Universities)

The Boroughs in which the Halls are located include:

- **Camden**
- **Ealing**
- **Greenwich**
- **Guildford Surrey**
- **Kensington & Chelsea**
- **Newham**
- **Southwark**
- **Tower Hamlets**

- **Hackney**
- **Hammersmith & Fulham**
- **Islington**
- **Wandsworth**
- **City of Westminster**

Once again the project benefited from in kind support through the loan of collection bins from the London Boroughs of Camden; Islington; and Southwark; and the City of Westminster Council and from the Borough of Guildford in Surrey, and from CSR support and the donation of bins from Veolia Environment.

During June to September 2011 the University Halls of Residence Reuse Scheme collected over 35.9tonnes (35,972kgs) of donated unwanted goods and material for reuse, the equivalent of 0.5tonnes (514kgs) from each participating Halls of Residence. The students leaving at the end of the summer term donated items and material such as clothes, shoes, duvets, kitchen equipment, CD's, books, furniture, household electrical items, IT equipment and non perishable foodstuffs. The vast majority of these unwanted items and material (83.0%) were diverted for reuse, while 11.6% was recycled with the remaining 5.6% was sent to energy from waste (incineration) and landfill.

## 2. Project Delivery

Each of the Halls of Residence participating in the Reuse Scheme was provided with posters and promotional advice, separation boxes and a service for the collection and redistribution of materials. Once collected the reuse materials were sorted, bulked up and distributed by CRISP to local, national and international charities and reuse organisations.

At the beginning of the scheme each new participating hall was visited by members of the Facilities Management staff and CRISP to ascertain the best logistics for the collection of the materials for reuse, including suitable collection rooms and promotion materials for the scheme.

Promotion of the scheme - Branded reuse posters were designed and distributed to assist in the promotion of the scheme which included a section to personalise posters enabling the collection point to be stated specifically for each hall. Halls managers were also encouraged to promote the reuse scheme by reminding the students through the intranet and in end of term emails. In addition student volunteers and cleaners were also encouraged to promote the scheme by word of mouth.

Separation boxes - One of the main challenges was to arrange collection facilities convenient for each of the Halls of Residence given that there were no suitable collection rooms available. Halls were issued with separation boxes to facilitate the sorting of the donated reuse materials. Large boxes with a capacity of 60 to 95 litres were provided to enable greater storage space – between 10 to 30 boxes were delivered to each hall depending on the number of students moving out and the perceived demand. In the case of the University of East London lack of internal collection space meant that a number of external collection points needed to be setup using 1100L Eurobins for the collection of textiles and bedding and Wheelie Bins for the collection of other materials.

Sorting and monitoring of materials - The goods and materials were collected from each hall and taken to the CRISP Reuse and Recycling Warehouse where all the items were sorted into reuse categories and then weighed according to these categories.

### 3. University Halls of Residence Reuse Results

During June to September 2011 the University Halls of Residence Reuse Scheme collected over 35.9tonnes (35,972kgs) of donated unwanted goods and material for reuse.

Table One shows the quantity of goods and materials collected and the amount reused, recycled and landfilled. Students donated materials such as clothes, shoes, duvets, kitchen equipment, CD's, books, furniture, household electrical items, IT equipment and non perishable foodstuffs. The vast majority of these unwanted goods and materials were diverted for reuse 29.9tonnes (83.0%) while 4.1 tonnes (11.4%) was recycled with the remaining 2.0 tonnes (5.6%) having to be landfilled.

Of the different items collected over 22.2tonnes of textiles, shoes and bedding were collected for reuse by TR Aid, Clothes Aid and other local charities, and just under 6.5tonnes of kitchen equipment (pots, pans and assorted crockery), 1.8tonnes of Books CD'S DVD'S Tapes were collected. Of the 1.8tonnes of electrical equipment collected 1.0tonne was recycled by OFFERS/Ex-IT and Bright Sparks in compliance with the WEEE (waste electric and electrical equipment) Directive.

Table Two shows the quantity of goods and material collected from each of the 70 Halls participating in each Borough. The most goods and material were collected from the Campus Halls associated with the University of East London Docklands Campus (2.76tonnes) in the London Borough of Newham and the University of Surrey Stag Hill Campus (2.52tonnes) in Guildford Surrey. Of individual Halls the most goods and material were collected from the London School of Economics Bankside House Halls (1.97tonnes) followed by the London South Bank University McLaren House Hall of Residence 1.77tonnes both in the London Borough of Southwark and the London School of Economics High Holborn Residence (1.58tonnes) in Camden.

Table Three shows a summary of the collections for reuse, recycling and landfill from each participating borough, while Table Four shows the average collections per hall in each borough and Table Five shows the collections for reuse, recycling and landfill per student population in each participating borough.

Table One – University Halls Reuse 2011 - Summary All Materials Collected

<b>Reuse Scheme 2011</b>				
<b>Borough / University</b>	<b>Summary</b>			
<b>Date</b>	<b>June - September 2011</b>			
<b>Number of Students</b>	<b>20,633</b>			
<b>Materials</b>	<b>Total Weight (kg)</b>	<b>Reused (kg)</b>	<b>Recycled (kg)</b>	<b>Landfill (kg)</b>
Furniture	1,121	796	276	50
Foodstuff	1,286	789	0	497
Kitchen Equipment	6,519	5,219	1,287	13
Bedding	8,103	7,729	344	30
Textiles and Shoes	12,106	11,683	403	20
Electronics	1,836	841	995	0
Books CD'S DVD'S Tapes	1,763	1,282	481	0
Stationary (notebooks etc)	1,183	978	205	0
Other (misc)	562	455	107	0
Other (Rubbish)	1,494	96	0	1,398
<b>Total</b>	<b>35,972</b>	<b>29,867</b>	<b>4,098</b>	<b>2,007</b>
%	100.0%	83.0%	11.4%	5.6%
Kg / Student	1.74	1.45	0.20	0.10

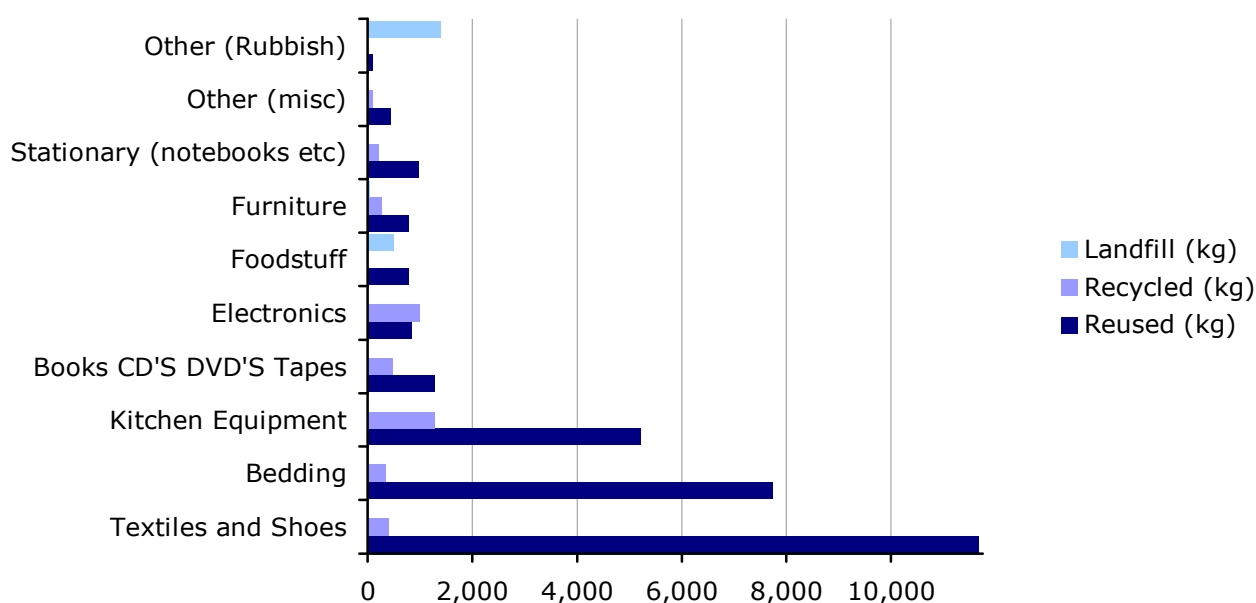


Table Two – University Halls of Residence Collections – Borough Comparison

<b>Reuse Scheme 2011</b>					
	<b>Borough Summary 2011</b>				
<b>Number of Students</b>	<b>4,248</b>				
Camden – University Halls of Residence	<b>Number of Students</b>	<b>Total Weight (kg)</b>	<b>Reused (kg)</b>	<b>Recycled (kg)</b>	<b>Landfill (kg)</b>
Carr-Saunders Hall – LSE	156	606	510	33	63
Grosvenor House – LSE	220	921	718	127	77
High Holborn Residence – LSE	448	1,575	1,393	108	74
Passfield Hall – LSE	227	345	285	35	25
Astor College Hall – UCL	237	360	329	6	25
Campbell House East & West – UCL	225	156	136	5	15
Hawkridge House – UCL	237	134	110	17	7
Ifor Evans Hall – UCL	227	149	147	2	0
James Lightill House – UCL	216	735	659	32	44
John Dodgson House – UCL	157	754	676	28	50
John Tovell & Arthur Tattersall House – UCL	195	43	42	1	0
Langton Close & Francis Gardner House – UCL	489	663	544	114	6
Max Rayner House – UCL	271	202	190	12	0
Ramsay Hall & Ian Baker House – UCL	531	448	404	7	37
Schafer House & Pranker House – UCL	412	625	561	57	7
	<b>4,248</b>	<b>7,713</b>	<b>6,702</b>	<b>582</b>	<b>430</b>
		100.0%	86.9%	7.5%	5.6%

<b>Reuse Scheme 2011</b>					
	<b>Borough Summary 2011</b>				
<b>Number of Students</b>	<b>325</b>				
Ealing – University Halls of Residence	<b>Number of Students</b>	<b>Total Weight (kg)</b>	<b>Reused (kg)</b>	<b>Recycled (kg)</b>	<b>Landfill (kg)</b>
Clayponds Village – ICL	325	516	351	108	57
	<b>325</b>	<b>516</b>	<b>351</b>	<b>108</b>	<b>57</b>
		100.0%	68.0%	20.9%	11.0%

<b>Reuse Scheme 2011</b>					
<b>Borough Summary 2011</b>					
<b>Number of Students</b>	<b>2,060</b>				
Greenwich – University Halls of Residence	Number of Students	Total Weight (kg)	Reused (kg)	Recycled (kg)	Landfill (kg)
Avery Hill Campus – Uni of Greenwich	1,210	723	669	38	16
McMillan Student Village – Uni of Greenwich	850	328	217	57	54
	<b>2,060</b>	<b>1,051</b>	<b>886</b>	<b>95</b>	<b>70</b>
		100.0%	84.3%	9.0%	6.7%

<b>Reuse Scheme 2011</b>					
<b>Borough Summary 2011</b>					
<b>Number of Students</b>	<b>5,080</b>				
Guildford Surrey – University Halls of Residence	Number of Students	Total Weight (kg)	Reused (kg)	Recycled (kg)	Landfill (kg)
Hazel Farm Campus - Uni of Surrey	380	300	241	43	15
Manor Park Campus - Uni of Surrey	1,500	1,183	953	170	60
Stag Hill Campus - Uni of Surrey	3,200	2,523	2,033	362	129
	<b>5,080</b>	<b>4,005</b>	<b>3,227</b>	<b>575</b>	<b>204</b>
		100.0%	80.6%	14.3%	5.1%

<b>Reuse Scheme 2011</b>					
<b>Borough Summary 2011</b>					
<b>Number of Students</b>	<b>150</b>				
Hammersmith & Fulham – University Halls of Residence	Number of Student s	Total Weight (kg)	Reused (kg)	Recycle d (kg)	Landfill (kg)
Orient House - ICL	150	568	452	78	38
	<b>150</b>	<b>568</b>	<b>452</b>	<b>78</b>	<b>38</b>
		100.0%	79.6%	13.7%	6.7%

Reuse Scheme 2011					
<b>Borough Summary 2011</b>					
<b>Number of Students</b>	<b>350</b>				
Hackney – University Halls of Residence	Number of Students	Total Weight (kg)	Reused (kg)	Recycled (kg)	Landfill (kg)
Opal One - Will Wyatt Court	350	556	509	47	0
	<b>350</b>	<b>556</b>	<b>509</b>	<b>47</b>	<b>0</b>
		100.0%	91.5%	8.5%	0.0%

Reuse Scheme 2011					
<b>Borough Summary 2011</b>					
<b>Number of Students</b>	<b>1,677</b>				
Islington – University Halls of Residence	Number of Students	Total Weight (kg)	Reused (kg)	Recycled (kg)	Landfill (kg)
Sundial Court - Guildhall	165	292	282	10	0
Finsbury/Heyworth/Pearltree Halls - City Uni	496	681	542	79	60
Rosebery Avenue Hall - LSE	316	1,348	1,090	71	187
Opal Four - Tufnell Park Halls	700	1,686	1,376	229	81
	<b>1,677</b>	<b>4,006</b>	<b>3,290</b>	<b>388</b>	<b>328</b>

Reuse Scheme 2011					
<b>Borough Summary 2011</b>					
<b>Number of Students</b>	<b>981</b>				
Kensington & Chelsea – University Halls of Residence	Number of Students	Total Weight (kg)	Reused (kg)	Recycled (kg)	Landfill (kg)
Bernard Sunley Hall - ICL	88	271	206	52	13
Fisher Hall - ICL	156	459	395	54	10
Pembridge Gardens Hall - ICL	99	270	231	28	11
Southwell Hall - ICL	182	298	233	49	17
Willis Jackson (incl. Holbein) - ICL	183	135	116	17	3
Wilson House - ICL	273	632	615	15	2
	<b>981</b>	<b>2,063</b>	<b>1,795</b>	<b>214</b>	<b>55</b>
		100.0%	87.0%	10.4%	2.7%

Reuse Scheme 2011					
Borough Summary 2011					
Number of Students	<b>1,200</b>				
Newham – University Halls of Residence	Number of Students	Total Weight (kg)	Reused (kg)	Recycled (kg)	Landfill (kg)
Docklands Campus - Uni of East London	1,200	2,763	2,255	212	297
	<b>1,200</b>	<b>2,763</b>	<b>2,255</b>	<b>212</b>	<b>297</b>
		100.0%	81.6%	7.7%	10.7%

Reuse Scheme 2011					
Borough Summary 2011					
Number of Students	<b>2,023</b>				
Southwark – University Halls of Residence	Number of Students	Total Weight (kg)	Reused (kg)	Recycled (kg)	Landfill (kg)
Bankside House - LSE	617	1,970	1,649	231	90
Butlers Wharf Residence - LSE	281	1,647	1,273	263	111
Dante Place - LSBU	400	608	497	111	0
David Bomberg House - LSBU	175	305	226	79	0
McLaren House - LSBU	550	1,771	1,429	276	66
	<b>2,023</b>	<b>6,301</b>	<b>5,074</b>	<b>960</b>	<b>267</b>
		100.0%	80.5%	15.2%	4.2%

Reuse Scheme 2011					
Borough Summary 2011					
Number of Students	<b>366</b>				
Tower Hamlets – University Halls of Residence	Number of Students	Total Weight (kg)	Reused (kg)	Recycled (kg)	Landfill (kg)
Lilian Knowles House	366	1,854	1,352	364	138
	<b>366</b>	<b>1,854</b>	<b>1,352</b>	<b>364</b>	<b>138</b>
		100.0%	72.9%	19.6%	7.4%

Reuse Scheme 2011					
Borough Summary 2011					
Number of Students	<b>328</b>				
Wandsworth – University Halls of Residence	Number of Students	Total Weight (kg)	Reused (kg)	Recycled (kg)	Landfill (kg)
Furzedown & Cedars Hall - Uni of the Arts	328	605	486	76	43
	<b>328</b>	<b>605</b>	<b>486</b>	<b>76</b>	<b>43</b>
		100.0%	80.3%	12.6%	7.1%

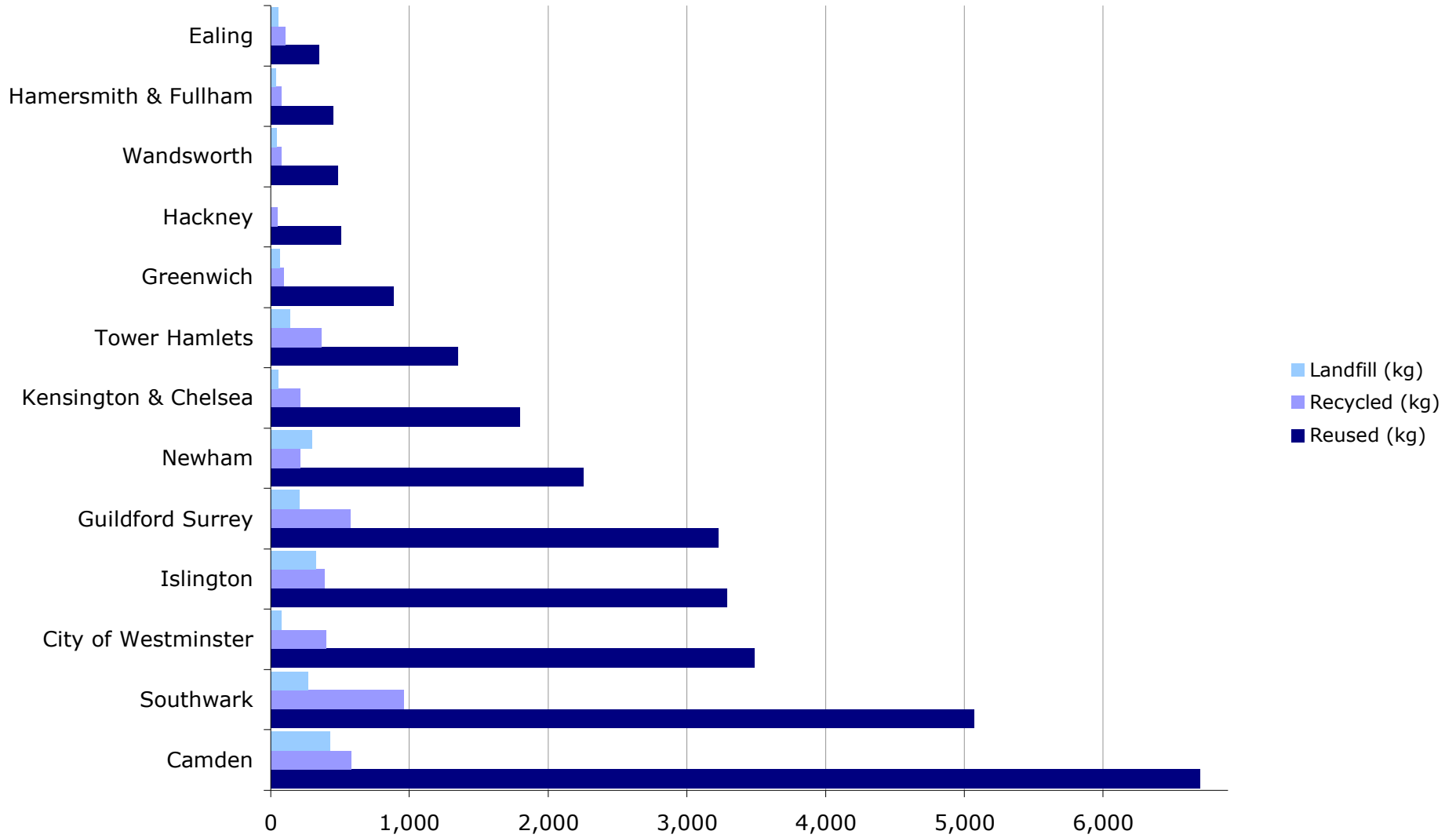
Reuse Scheme 2011					
Borough Summary 2011					
Number of Students	<b>1,845</b>				
City of Westminster – University Halls of Residence	Number of Students	Total Weight (kg)	Reused (kg)	Recycled (kg)	Landfill (kg)
Beit Quad Hall - ICL	314	580	517	61	2
Eastside Hall - ICL	453	593	556	31	6
Garden Hall & Weeks Hall - ICL	145	220	201	15	5
Southside Hall - ICL	405	785	684	68	34
Northumberland House - LSE	370	1,323	1,123	173	27
Goldsmid House - UCL	158	473	412	54	8
	<b>1,845</b>	<b>3,972</b>	<b>3,491</b>	<b>401</b>	<b>81</b>
		100.0%	87.9%	10.1%	2.0%

Table Three – Summary of Participating Boroughs – Total Collections (kgs)

<b>Reuse Scheme 2011</b>										
<b>Date</b>	<b>June - September 2011</b>									
<b>Number of Students</b>	<b>20,633</b>									
	<b>Number of Unis</b>	<b>Number of Halls</b>	<b>Number of Students</b>	<b>Total Weight (kg)</b>	<b>Reused (kg)</b>	<b>Recycled (kg)</b>	<b>Landfill (kg)</b>	<b>CO2 (e) Reduction from Reuse (kg)</b>	<b>CO2 (e) Reduction from Recycling (kg)</b>	<b>Total CO2 (e) Reduction (kg)</b>
<b>Camden</b>	<b>2</b>	<b>15</b>	<b>4,248</b>	<b>7,713</b>	<b>6,702</b>	<b>582</b>	<b>430</b>	<b>93,189</b>	<b>751</b>	<b>93,940</b>
<b>Ealing</b>	<b>1</b>	<b>1</b>	<b>325</b>	<b>516</b>	<b>351</b>	<b>108</b>	<b>57</b>	<b>4,606</b>	<b>140</b>	<b>4,746</b>
<b>Greenwich</b>	<b>1</b>	<b>2*</b>	<b>2,060</b>	<b>1,051</b>	<b>886</b>	<b>95</b>	<b>70</b>	<b>11,877</b>	<b>112</b>	<b>11,989</b>
<b>Guildford Surrey</b>	<b>1</b>	<b>3*</b>	<b>5,080</b>	<b>4,005</b>	<b>3,227</b>	<b>575</b>	<b>204</b>	<b>34,731</b>	<b>715</b>	<b>35,446</b>
<b>Hackney</b>	<b>1</b>	<b>1</b>	<b>350</b>	<b>556</b>	<b>509</b>	<b>47</b>	<b>0</b>	<b>8,075</b>	<b>65</b>	<b>8,140</b>
<b>Hammersmith &amp; Fulham</b>	<b>1</b>	<b>1</b>	<b>150</b>	<b>568</b>	<b>452</b>	<b>78</b>	<b>38</b>	<b>4,184</b>	<b>101</b>	<b>4,285</b>
<b>Islington</b>	<b>4</b>	<b>6</b>	<b>1,677</b>	<b>4,006</b>	<b>3,290</b>	<b>388</b>	<b>328</b>	<b>50,802</b>	<b>455</b>	<b>51,257</b>
<b>Kensington &amp; Chelsea</b>	<b>1</b>	<b>6</b>	<b>981</b>	<b>2,063</b>	<b>1,795</b>	<b>214</b>	<b>55</b>	<b>23,479</b>	<b>290</b>	<b>23,769</b>
<b>Newham</b>	<b>1</b>	<b>10*</b>	<b>1,200</b>	<b>2,763</b>	<b>2,255</b>	<b>212</b>	<b>297</b>	<b>32,172</b>	<b>287</b>	<b>32,459</b>
<b>Southwark</b>	<b>2</b>	<b>5</b>	<b>2,023</b>	<b>6,301</b>	<b>5,074</b>	<b>960</b>	<b>267</b>	<b>69,649</b>	<b>1,223</b>	<b>70,872</b>
<b>Tower Hamlets</b>	<b>1</b>	<b>1</b>	<b>366</b>	<b>1,854</b>	<b>1,352</b>	<b>364</b>	<b>138</b>	<b>20,572</b>	<b>444</b>	<b>21,016</b>
<b>Wandsworth</b>	<b>1</b>	<b>1</b>	<b>328</b>	<b>605</b>	<b>486</b>	<b>76</b>	<b>43</b>	<b>5,016</b>	<b>122</b>	<b>5,138</b>
<b>City of Westminster</b>	<b>3</b>	<b>6</b>	<b>1,845</b>	<b>3,972</b>	<b>3,491</b>	<b>401</b>	<b>81</b>	<b>50,447</b>	<b>391</b>	<b>50,838</b>

**\*campus halls      20,633    35,973    29,870      4,100      2,008      408,799      5,096      413,895**

### Summary of Participating Boroughs – Total Collections (kgs)



### Summary of Participating Boroughs – Total CO<sub>2</sub>(e) Reductions (kgs)

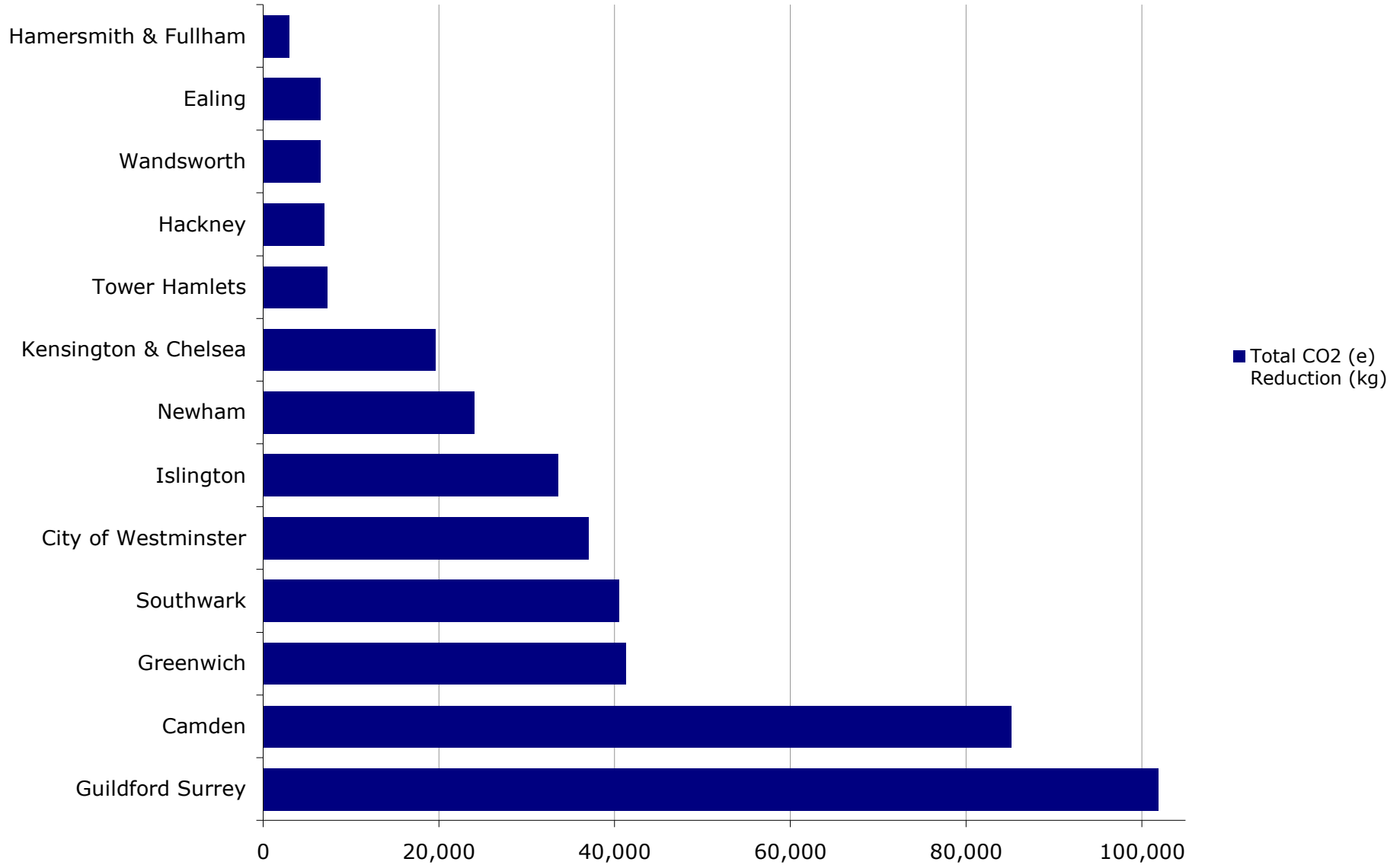
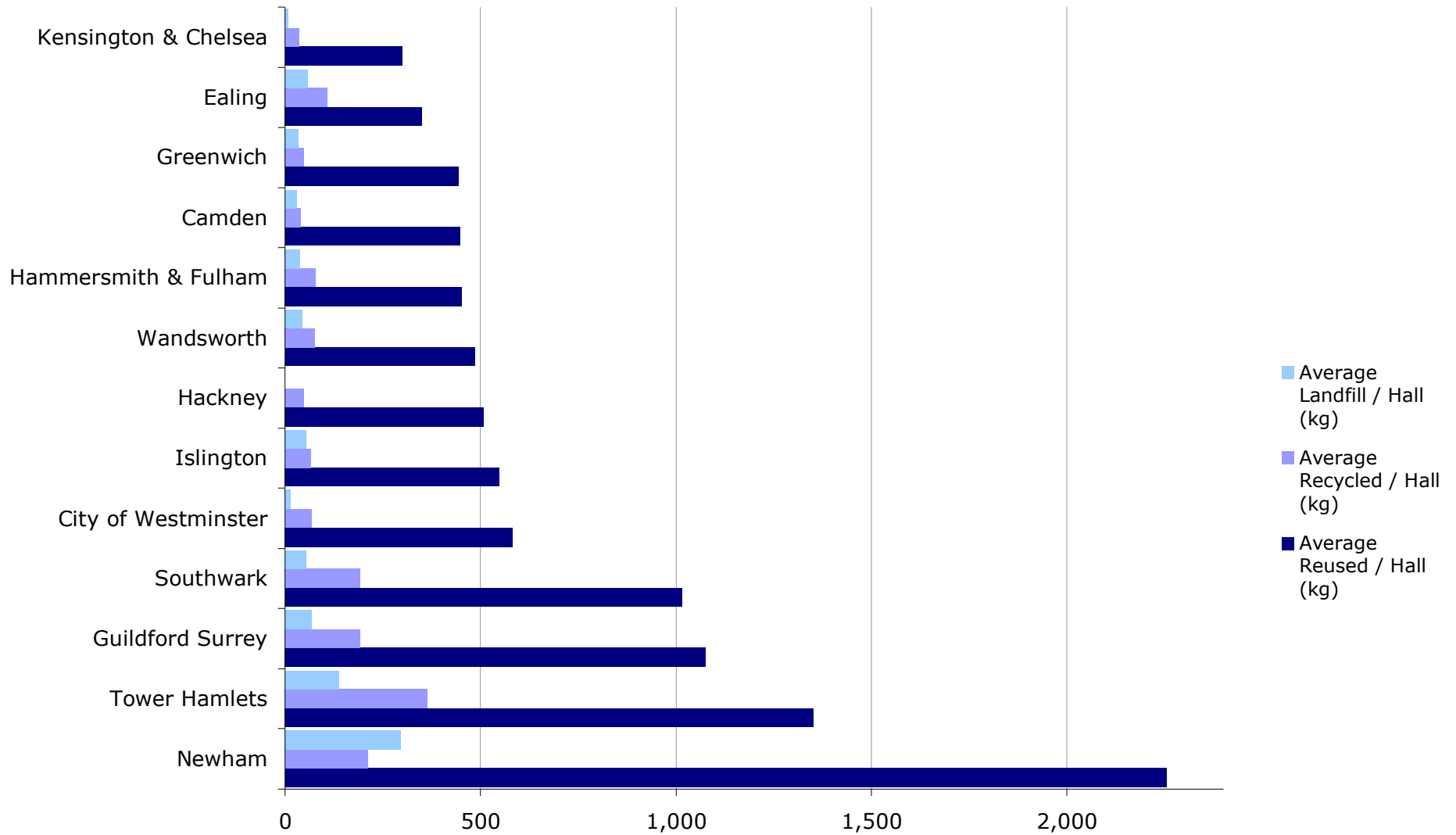


Table Four – All Participating Boroughs – Average / Hall in each Borough

<b>Reuse Scheme 2011</b>									
<b>Date</b>	<b>June - September 2011</b>								
<b>Number of Students</b>	<b>20,633</b>								
	<b>Number of Unis</b>	<b>Number of Halls</b>	<b>Average Total Weight / Hall (kg)</b>	<b>Average Reused / Hall (kg)</b>	<b>Average Recycled / Hall (kg)</b>	<b>Average Landfill / Hall (kg)</b>	<b>CO2 (e) Reduction from Reuse (kg)</b>	<b>CO2 (e) Reduction from Recycling (kg)</b>	<b>Total CO2 (e) Reduction (kg)</b>
<b>Camden</b>	<b>2</b>	<b>15</b>	<b>514</b>	<b>447</b>	<b>39</b>	<b>29</b>	<b>6,213</b>	<b>50</b>	<b>6,263</b>
<b>Ealing</b>	<b>1</b>	<b>1</b>	<b>516</b>	<b>351</b>	<b>108</b>	<b>57</b>	<b>4,606</b>	<b>140</b>	<b>4,746</b>
<b>Greenwich</b>	<b>1</b>	<b>2*</b>	<b>526</b>	<b>443</b>	<b>48</b>	<b>35</b>	<b>5,939</b>	<b>56</b>	<b>5,995</b>
<b>Guildford Surrey</b>	<b>1</b>	<b>3*</b>	<b>1,335</b>	<b>1,076</b>	<b>192</b>	<b>68</b>	<b>11,577</b>	<b>238</b>	<b>11,815</b>
<b>Hackney</b>	<b>1</b>	<b>1</b>	<b>556</b>	<b>509</b>	<b>47</b>	<b>0</b>	<b>8,075</b>	<b>65</b>	<b>8,140</b>
<b>Hammersmith &amp; Fulham</b>	<b>1</b>	<b>1</b>	<b>568</b>	<b>452</b>	<b>78</b>	<b>38</b>	<b>4,184</b>	<b>101</b>	<b>4,285</b>
<b>Islington</b>	<b>4</b>	<b>6</b>	<b>668</b>	<b>548</b>	<b>65</b>	<b>55</b>	<b>8,467</b>	<b>76</b>	<b>8,543</b>
<b>Kensington &amp; Chelsea</b>	<b>1</b>	<b>6</b>	<b>344</b>	<b>299</b>	<b>36</b>	<b>9</b>	<b>3,913</b>	<b>48</b>	<b>3,961</b>
<b>Newham</b>	<b>1</b>	<b>10*</b>	<b>2,763</b>	<b>2,255</b>	<b>212</b>	<b>297</b>	<b>3,217</b>	<b>29</b>	<b>3,246</b>
<b>Southwark</b>	<b>2</b>	<b>5</b>	<b>1,260</b>	<b>1,015</b>	<b>192</b>	<b>53</b>	<b>13,930</b>	<b>245</b>	<b>14,175</b>
<b>Tower Hamlets</b>	<b>1</b>	<b>1</b>	<b>1,854</b>	<b>1,352</b>	<b>364</b>	<b>138</b>	<b>20,572</b>	<b>444</b>	<b>21,016</b>
<b>Wandsworth</b>	<b>1</b>	<b>1</b>	<b>605</b>	<b>486</b>	<b>76</b>	<b>43</b>	<b>5,016</b>	<b>122</b>	<b>5,138</b>
<b>City of Westminster</b>	<b>3</b>	<b>6</b>	<b>662</b>	<b>582</b>	<b>67</b>	<b>14</b>	<b>8,408</b>	<b>65</b>	<b>8,473</b>

\*campus halls

### Summary of Average / Hall in each Borough – Total Collections (kgs)



### Summary of Average / Hall in each Borough – Total CO<sub>2</sub>(e) Reductions (kgs)

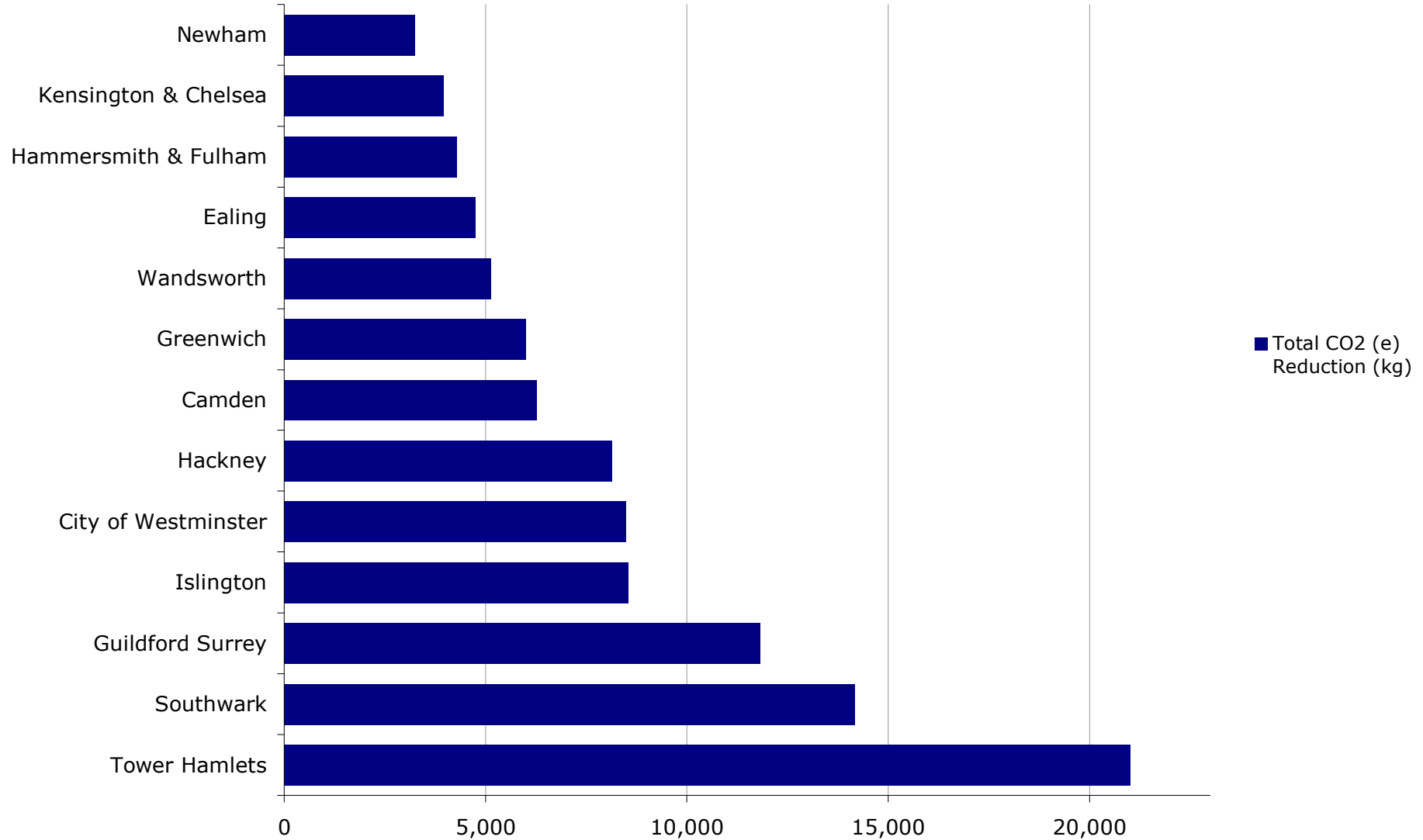
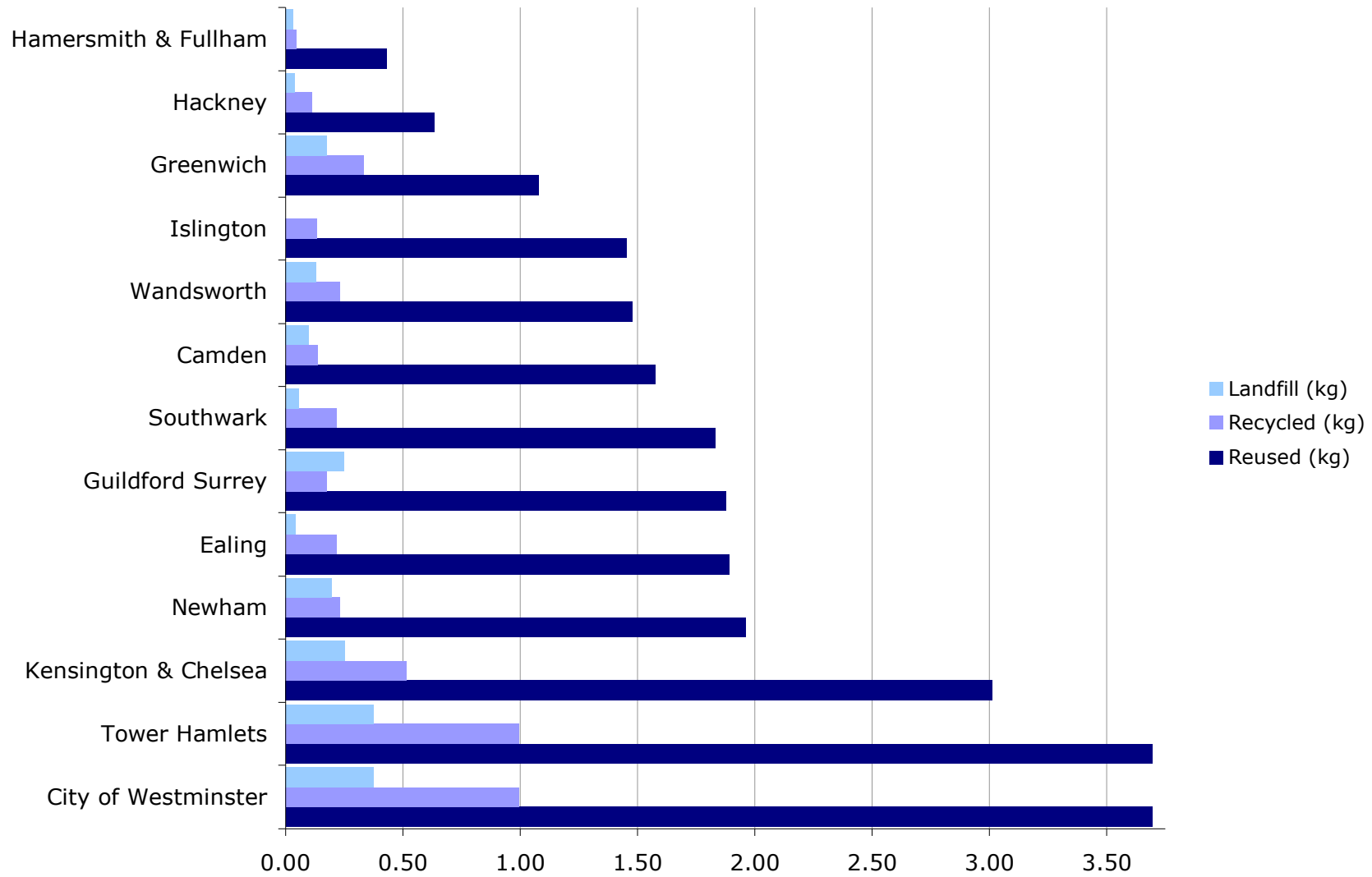


Table Five – All Participating Boroughs - Average kgs/Student Population in each Borough

<b>Reuse Scheme 2011</b>							
<b>Date</b>	<b>June - September 2011</b>						
<b>Number of Students</b>	<b>20,633</b>						
	<b>Number of Unis</b>	<b>Number of Halls</b>	<b>Number of Students</b>	<b>Total Weight (kg)</b>	<b>Reused (kg)</b>	<b>Recycled (kg)</b>	<b>Landfill (kg)</b>
<b>Camden</b>	<b>2</b>	<b>15</b>	<b>4,248</b>	<b>1.82</b>	<b>1.58</b>	<b>0.14</b>	<b>0.10</b>
<b>Ealing</b>	<b>1</b>	<b>1</b>	<b>325</b>	<b>2.15</b>	<b>1.89</b>	<b>0.22</b>	<b>0.04</b>
<b>Greenwich</b>	<b>1</b>	<b>2*</b>	<b>2,060</b>	<b>1.59</b>	<b>1.08</b>	<b>0.33</b>	<b>0.18</b>
<b>Guildford Surrey</b>	<b>1</b>	<b>3*</b>	<b>5,080</b>	<b>2.30</b>	<b>1.88</b>	<b>0.18</b>	<b>0.25</b>
<b>Hackney</b>	<b>1</b>	<b>1</b>	<b>350</b>	<b>0.79</b>	<b>0.64</b>	<b>0.11</b>	<b>0.04</b>
<b>Hammersmith &amp; Fulham</b>	<b>1</b>	<b>1</b>	<b>150</b>	<b>0.51</b>	<b>0.43</b>	<b>0.05</b>	<b>0.03</b>
<b>Islington</b>	<b>4</b>	<b>6</b>	<b>1,677</b>	<b>1.59</b>	<b>1.45</b>	<b>0.13</b>	<b>0.00</b>
<b>Kensington &amp; Chelsea</b>	<b>1</b>	<b>6</b>	<b>981</b>	<b>3.78</b>	<b>3.01</b>	<b>0.52</b>	<b>0.25</b>
<b>Newham</b>	<b>1</b>	<b>10*</b>	<b>1,200</b>	<b>2.39</b>	<b>1.96</b>	<b>0.23</b>	<b>0.20</b>
<b>Southwark</b>	<b>2</b>	<b>5</b>	<b>2,023</b>	<b>2.10</b>	<b>1.83</b>	<b>0.22</b>	<b>0.06</b>
<b>Tower Hamlets</b>	<b>1</b>	<b>1</b>	<b>366</b>	<b>5.07</b>	<b>3.69</b>	<b>0.99</b>	<b>0.38</b>
<b>Wandsworth</b>	<b>1</b>	<b>1</b>	<b>328</b>	<b>1.84</b>	<b>1.48</b>	<b>0.23</b>	<b>0.13</b>
<b>City of Westminster</b>	<b>3</b>	<b>6</b>	<b>1,845</b>	<b>5.07</b>	<b>3.69</b>	<b>0.99</b>	<b>0.38</b>

\*campus halls

### All Participating Boroughs - Average kgs / Student Population in each Borough



## 4. Carbon Footprint - CO<sub>2</sub>(e) Reduction through Reuse & Recycling

In addition to providing an audit of the tonnage of material collected and the amount reused and/or recycled, this year the University Hall of Residence Reuse Scheme is also able to report the estimated CO<sub>2</sub>(e) reduction which the reuse and recycling component of the project represents.

Reuse provides the best way of reducing the environmental impact of existing goods and materials by extending their lifespan. The environmental impact of an item can be reduced by either increasing the resource efficiency within its manufacturing process or by extending its useable lifespan. As determined by life-cycle analysis the phase that is most likely to reduce environmental impacts of the product if altered is the first step of extracting the raw materials. Both recycling and reuse remove the need for this and therefore can significantly reduce the environmental impact of any product. Recycling, to produce raw materials ready for processing and manufacturing, still requires energy and carries a subsequent environmental impact. Reuse requires inputs and produces outputs but generally only through local transportation of goods, storage and repair facilities and administration.

One way of measuring the reduction in the environmental impact of an item is to measure the reduction in its carbon footprint otherwise know as the CO<sub>2</sub>(e) reduction. The CO<sub>2</sub>(e) reduction calculation use for the University Halls of Residence Reuse Scheme is based on the WRAP (Waste & Resources Action Programme) multipliers for the impact of reuse and recycling for the different material streams collected. For example the estimated CO<sub>2</sub>(e) reduction multiplier for the reuse of ICT and Electrical goods is x 12.35/tonne and x 1.4/tonne for recycling, while the CO<sub>2</sub>(e) reduction multiplier for the reuse of furniture is x 2.7/tonne and x 0.0246/tonne for recycling.

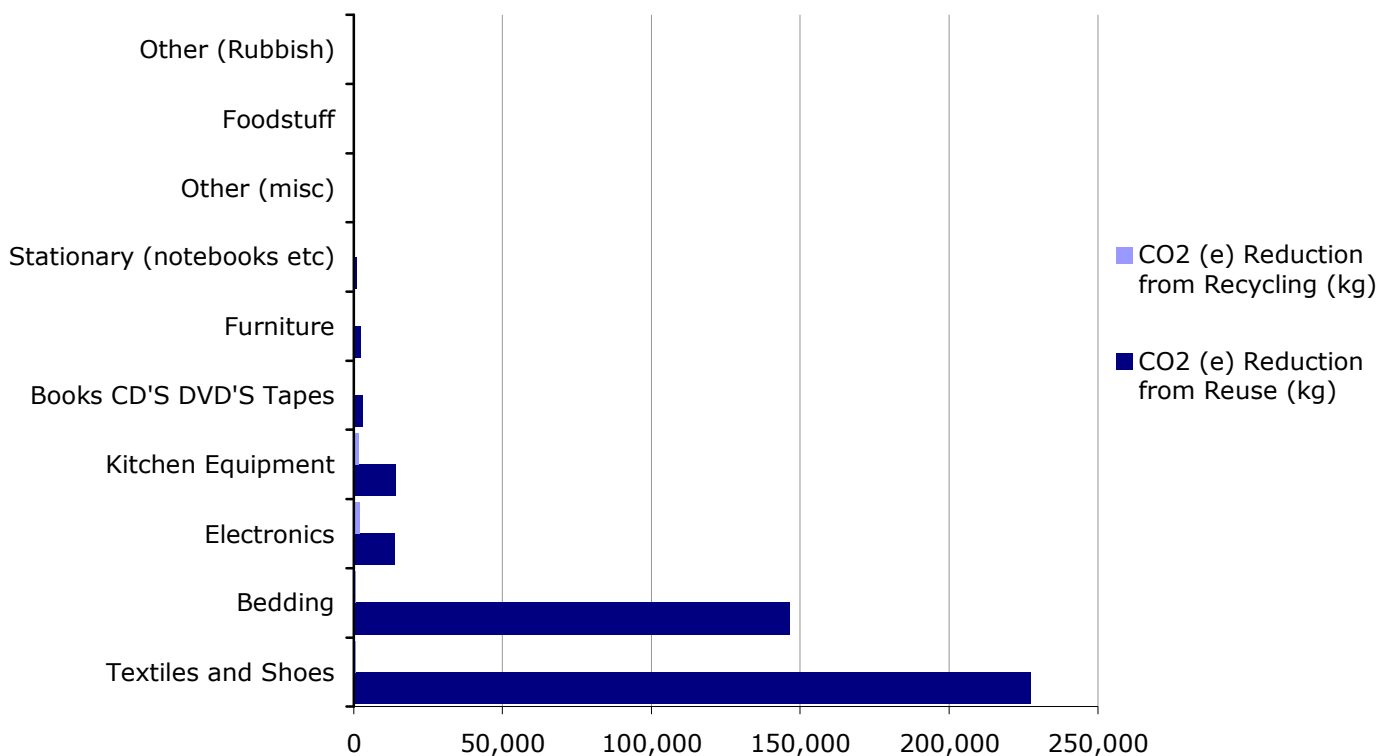
Table Four shows the CO<sub>2</sub>(e) reduction for the reuse and recycling of the different items and materials such as clothes, shoes, duvets, kitchen equipment, CD's, books, furniture, household electrical items, IT equipment and non perishable foodstuffs.

For the University Halls of Residence Reuse project as a whole the total CO<sub>2</sub>(e) reduction based on the 35.9tonnes collected reuse accounted for 408.8tonnes of CO<sub>2</sub>(e) reduction while recycling accounted for an additional 5.1tonnes of CO<sub>2</sub>(e) giving a total of 413.9tonnes of CO<sub>2</sub>(e) saved by the project, an equivalent of

20.1kgs per student. Table Five shows the CO<sub>2</sub>(e) reduction for the reuse and recycling for each of the participating Boroughs in terms of total tonnes of CO<sub>2</sub>(e) diverted.

Table Four - University Halls of Residence Collections – Materials CO<sub>2</sub>(e) Reductions (tonnes)

<b>Reuse Scheme 2011</b>			
	<b>Summary</b>		
<b>Number of Students</b>	<b>20,633</b>		
<b>Materials</b>	<b>CO2 (e) Reduction from Reuse (kg)</b>	<b>CO2 (e) Reduction from Recycling (kg)</b>	<b>Total CO2 (e) Reduction (kg)</b>
Furniture	2,149	7	2,156
Foodstuff	355	0	355
Kitchen Equipment	12,982	1,377	14,360
Bedding	150,485	601	151,086
Textiles and Shoes	227,468	706	228,174
Electronics	10,386	1,393	11,779
Books CD'S DVD'S Tapes	2,563	635	3,198
Stationary (notebooks etc)	1,956	271	2,227
Other (misc)	455	107	562
Other (Rubbish)	0	0	0
<b>Total</b>	<b>408,799</b>	<b>5,097</b>	<b>413,896</b>
%	98.8%	1.2%	100.0%
Kg / Student	19.82	0.25	20.07



## 5. University Halls of Residence Reuse Benefits

This year the number of participating Halls of Residence grew once again, from 33 in 2009 and 42 in 2010 to over 70 in 2011, with two new additional Universities joining the scheme – The Docklands Campus of the University of East London and the Residential Campuses of the University of Surrey (Hazel Farm, Manor Park and Stag Hill) and the addition of 9 Halls of Residence from existing Universities. The scheme collected over 35.9tonnes (35,972kgs) of material for reuse compared with 24.2tonnes in 2010 and 20.0tonnes in 2009, and on a like for like basis the average amount of material collected for reuse from all the participating University Halls was 0.51tonnes which compares to 0.58tonnes last year, which is respectable given that the introduction of the new Universities and Halls of Residence to the scheme.

As with previous years, this year 100% of the scheme costs was covered by the participating Halls, accommodation management agencies, and the Universities themselves, demonstrating the perceived worth and viability of the project among the Halls and Universities benefiting. In addition the project benefited from in kind support from the London Boroughs of Camden; Islington; and Southwark; and the City of Westminster Council and from the Borough of Guildford in Surrey who lent additional collection bins to the project. The University Halls of Residence scheme also benefited from the donation of bins and CSR support from Veolia Environment to the project.

The University Halls of Residence scheme, as well as providing a viable management option replacing the disposal of unwanted goods and materials left by departing students, also continues to play an important part in reinforcing the better sustainable management practices by University Halls of Residences including waste minimisation and recycling initiatives. In addition to the environmental benefits of diverting valuable resources from landfill and helping to reduce the environmental impact of the halls and their student residents, the project continues to deliver wider reaching social benefits.

Many of the items collected were distributed to socially disadvantaged members of the community through homeless charities, charity shops and using the reuse network established in London including LCRN and OFFERS/Ex-IT. The table below outlines some of the numerous other reuse outlets benefiting from the project.

<b>Ace of Clubs</b>	Bedding	Ace of Clubs aims to guide homeless or vulnerable people towards a more secure way of life. – <a href="http://www.aceofclubsclapham.org">www.aceofclubsclapham.org</a>
<b>Bright Sparks</b>	Electrical Goods	Bright Sparks sorts, repairs, tests and recycles old domestic electrical goods, keeping them out of landfill and provide training and volunteering opportunities. Bright Sparks is run by social enterprises Digibridge with London Community Resource Network – <a href="http://www.lcrn.org.uk">www.lcrn.org.uk</a> / <a href="http://www.digibridge.co.uk">www.digibridge.co.uk</a>
<b>Clothes Aid</b>	Textiles and Shoes	Clothes Aid collects clothes to raise money for a range of UK charities including: The NSPCC, Make-A-Wish, CHAS, The Noah's Ark Appeal, Papworth Hospital Charity, Zoe's Place Baby Hospice, Battersea Dog & Cats Home. – <a href="http://www.clothesaid.co.uk">www.clothesaid.co.uk</a>
<b>Emmaus</b>	Furniture, Textiles, Kitchen Equipment and Foodstuff	Emmaus Communities offer homeless people a home, work and the chance to rebuild their lives in a supportive environment. There are currently 20 Communities around the UK – <a href="http://www.emmaus.org.uk">www.emmaus.org.uk</a>
<b>Guy's &amp; St Thomas' Hospital</b>	Crutches collected returned to local hospitals	<a href="http://www.guysandstthomas.nhs.uk">www.guysandstthomas.nhs.uk</a>
<b>Manna Centre</b>	Bedding	The Manna Centre is a Day Centre for homeless people near London Bridge. – <a href="http://www.mannasociety.org.uk">www.mannasociety.org.uk</a>
<b>OFFERS/Ex-IT</b>	Furniture and Electrical Goods - Books CD'S Stationary to Local Charities and University Students	OFFERS/Ex-IT collects items of office furniture, fittings, computers and other IT and electrical equipment for reuse and recycling, these items are distributed to community groups, voluntary sector organisations, small start-up business, and socially disadvantaged members of the community. – <a href="http://www.office-furniture-it.crispej.org.uk">www.office-furniture-it.crispej.org.uk</a>
<b>St Mungo's</b>	Electrical Goods Kitchen Equipment and Foodstuff	St Mungo's support homeless people in their recovery - opening the door to safe housing, drug and alcohol support and physical and mental health care. St Mungo's provide help for homeless people in gaining life skills - from job training to independent living skills in our 'semi-independent' houses. – <a href="http://www.mungos.org">www.mungos.org</a>

<b>Streetlytes</b>	Duvets and Bedding	Streetlytes provides the basic necessities of food and clothing without pre-conditions to the homeless and vulnerable population of London focusing on drug and alcohol dependence. – <a href="http://www.streetlytes.org">www.streetlytes.org</a>
<b>The Marylebone Project</b>	Duvets and Bedding	The Marylebone Project is the largest centre in the UK dedicated to meeting the needs of homeless women. The project is unique in so much that its core aims are to resettle women into independent housing, access education and to secure paid employment. – <a href="http://www.maryleboneproject.org.uk">www.maryleboneproject.org.uk</a>
<b>The Upper Room</b>	Duvets and Textiles	The Upper Room provides a broad range of services for the homeless, vulnerable, and socially disadvantaged of West London including serving over 20,000 meals a year. – <a href="http://www.theupperroom.org.uk">www.theupperroom.org.uk</a>
<b>TRAID</b>	Textiles and Shoes	TRAID is a charity working to make the nations unwanted clothes matter. We divert clothes from landfill at our textile recycling banks, and after hand sorting, we resell the best in our legendary TR Aid shops. The profits raised support projects fighting inequality and exploitation in the global textile supply chain, and projects establishing environmental sustainability in some of the world's poorest communities. – <a href="http://www.traid.org.uk">www.traid.org.uk</a>
<b>University Halls</b>	Reuse of items by new students in the next academic year	ReLove Campaign

## 6. London University Halls of Residence Reuse Scheme - Features

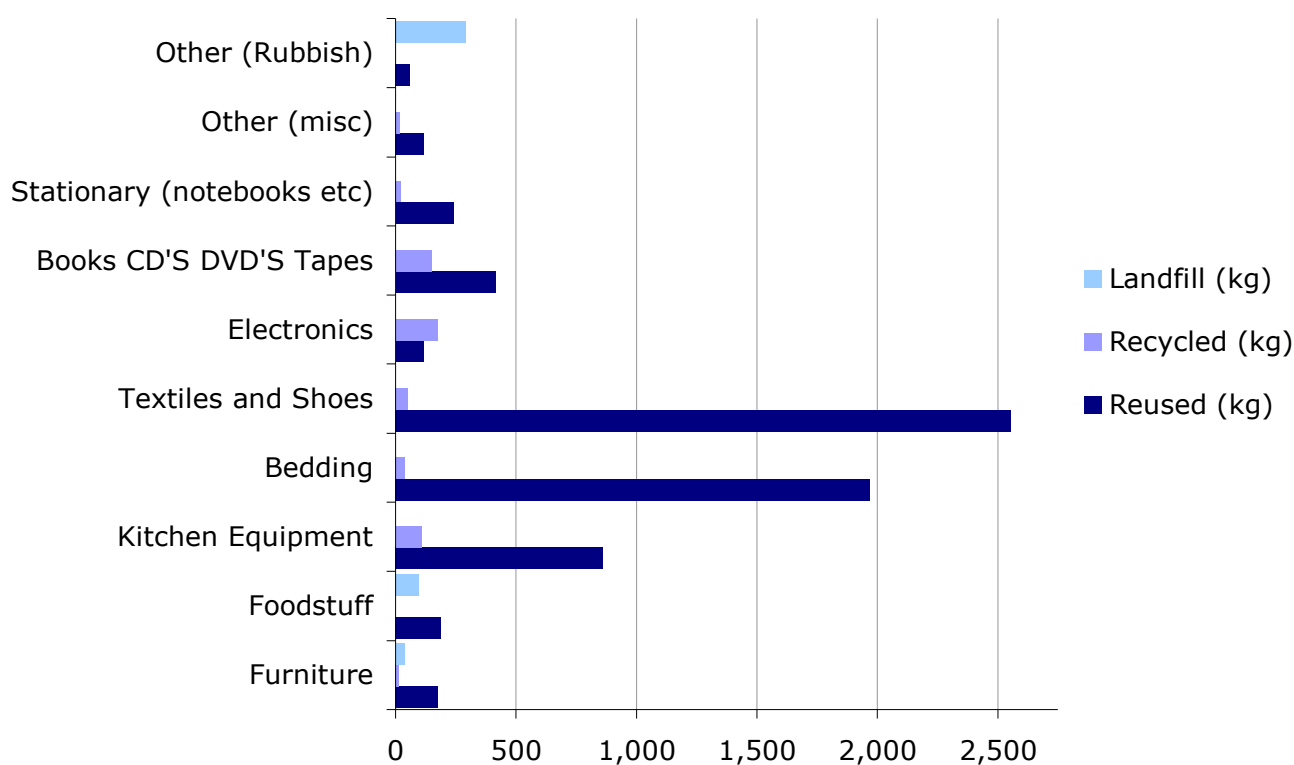
- Provides opportunities for positive links with Local Authority, GLA, HEFCE, Waste Management Companies and Corporate Social Responsibility initiatives, and with the local and wider community
- Supports University and Halls Sustainability and Environmental Policies and demonstrates Corporate Social Responsibility
- Provides integrated solution to the collection of all items for Reuse, Recycling or Disposal – one off collection or staged collections to suit Halls management
- Builds on other general Waste minimisation and Recycling initiatives
- Fully monitored and reported – full audit trail for all waste collected including details of the tonnages of materials and goods Reused and Recycled and the tonnes of CO<sub>2</sub> (e) saved
- In full compliance with the Environment Agency Licences and the WEEE Directive
- Positive impact on internal management of the Halls of Residence – helps to build relations between halls management and students
- The project is able to demonstrate direct benefit of Reuse to the Local Authority, Academic, Commercial and Charitable Sectors

## Appendices

- Camden
- Greenwich
- Guildford Surrey
- Hammersmith & Fulham
- Hackney
- Islington
- Kensington & Chelsea
- Newham
- Southwark
- Tower Hamlets
- Wandsworth
- City of Westminster

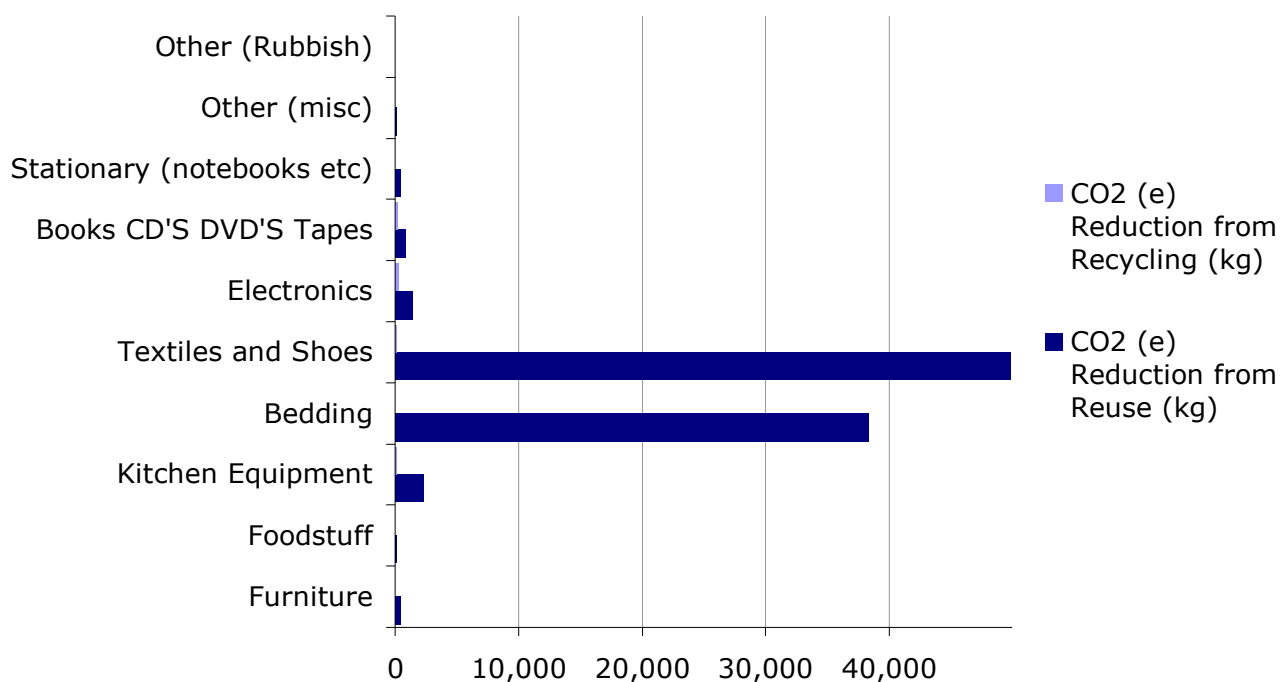
## London Borough of Camden

<b>Reuse Scheme 2011</b>				
<b>Borough / University</b>	<b>Camden</b>			
<b>Date</b>	<b>June - September 2011</b>			
<b>Number of Students</b>	<b>4,248</b>			
<b>Materials</b>	<b>Total Weight (kg)</b>	<b>Reused (kg)</b>	<b>Recycled (kg)</b>	<b>Landfill (kg)</b>
Furniture	228	178	12	38
Foodstuff	284	187	0	98
Kitchen Equipment	967	859	109	0
Bedding	2,008	1,968	41	0
Textiles and Shoes	2,610	2,557	54	0
Electronics	291	117	175	0
Books CD'S DVD'S Tapes	566	415	151	0
Stationary (notebooks etc)	264	242	22	0
Other (misc)	139	120	19	0
Other (Rubbish)	357	62	0	295
<b>Total</b>	<b>7,713</b>	<b>6,702</b>	<b>582</b>	<b>430</b>
%	100.0%	86.9%	7.5%	5.6%
Kg / Student	1.82	1.58	0.14	0.10



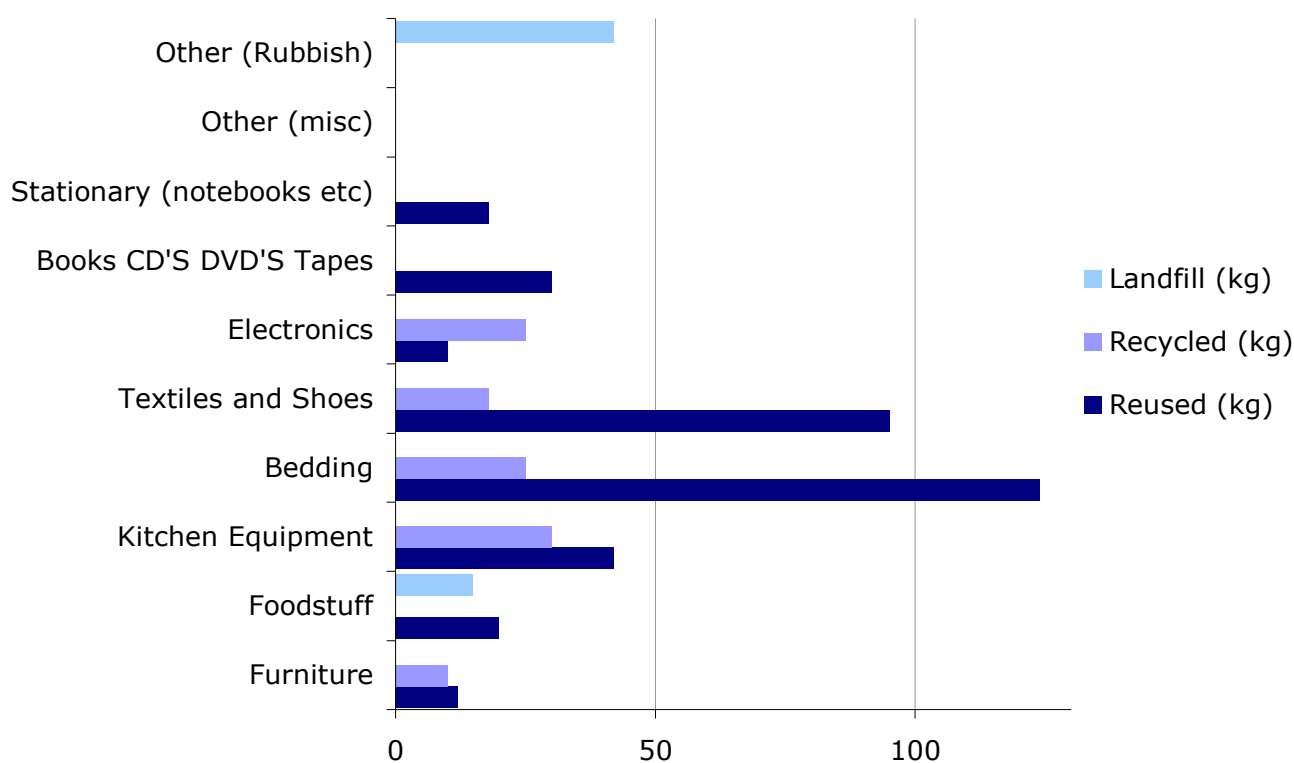
## London Borough of Camden

<b>Reuse Scheme 2011</b>			
<b>Borough / University</b>	<b>Camden</b>		
<b>Date</b>	<b>June - September 2011</b>		
<b>Number of Students</b>	<b>4,248</b>		
<b>Materials</b>	<b>CO2 (e) Reduction from Reuse (kg)</b>	<b>CO2 (e) Reduction from Recycling (kg)</b>	<b>Total CO2 (e) Reduction (kg)</b>
Furniture	477	0	478
Foodstuff	83	0	83
Kitchen Equipment	2,302	131	2,433
Bedding	38,043	67	38,110
Textiles and Shoes	49,432	89	49,521
Electronics	1,429	230	1,659
Books CD'S DVD'S Tapes	823	188	1,011
Stationary (notebooks etc)	481	27	508
Other (misc)	119	18	137
Other (Rubbish)	0	0	0
<b>Total</b>	<b>93,189</b>	<b>751</b>	<b>93,940</b>
%	99.2%	0.8%	100.0%
Kg / Student	21.94	0.18	22.11



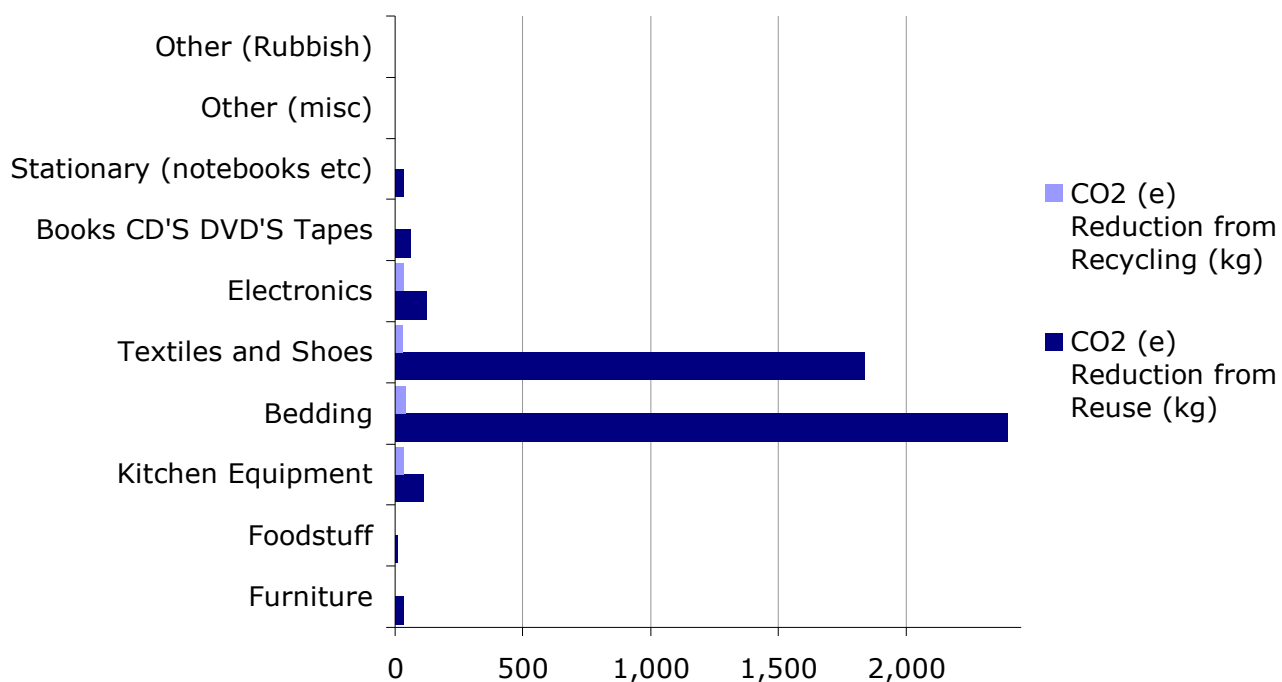
## London Borough of Ealing

<b>Reuse Scheme 2011</b>				
<b>Borough / University</b>	<b>Ealing</b>			
<b>Date</b>	<b>June - September 2011</b>			
<b>Number of Students</b>	<b>325</b>			
<b>Materials</b>	<b>Total Weight (kg)</b>	<b>Reused (kg)</b>	<b>Recycled (kg)</b>	<b>Landfill (kg)</b>
Furniture	22	12	10	0
Foodstuff	35	20	0	15
Kitchen Equipment	72	42	30	0
Bedding	149	124	25	0
Textiles and Shoes	113	95	18	0
Electronics	35	10	25	0
Books CD'S DVD'S Tapes	30	30	0	0
Stationary (notebooks etc)	18	18	0	0
Other (misc)	0	0	0	0
Other (Rubbish)	42	0	0	42
<b>Total</b>	<b>516</b>	<b>351</b>	<b>108</b>	<b>57</b>
%	100.0%	68.0%	20.9%	11.0%
Kg / Student	1.59	1.08	0.33	0.18



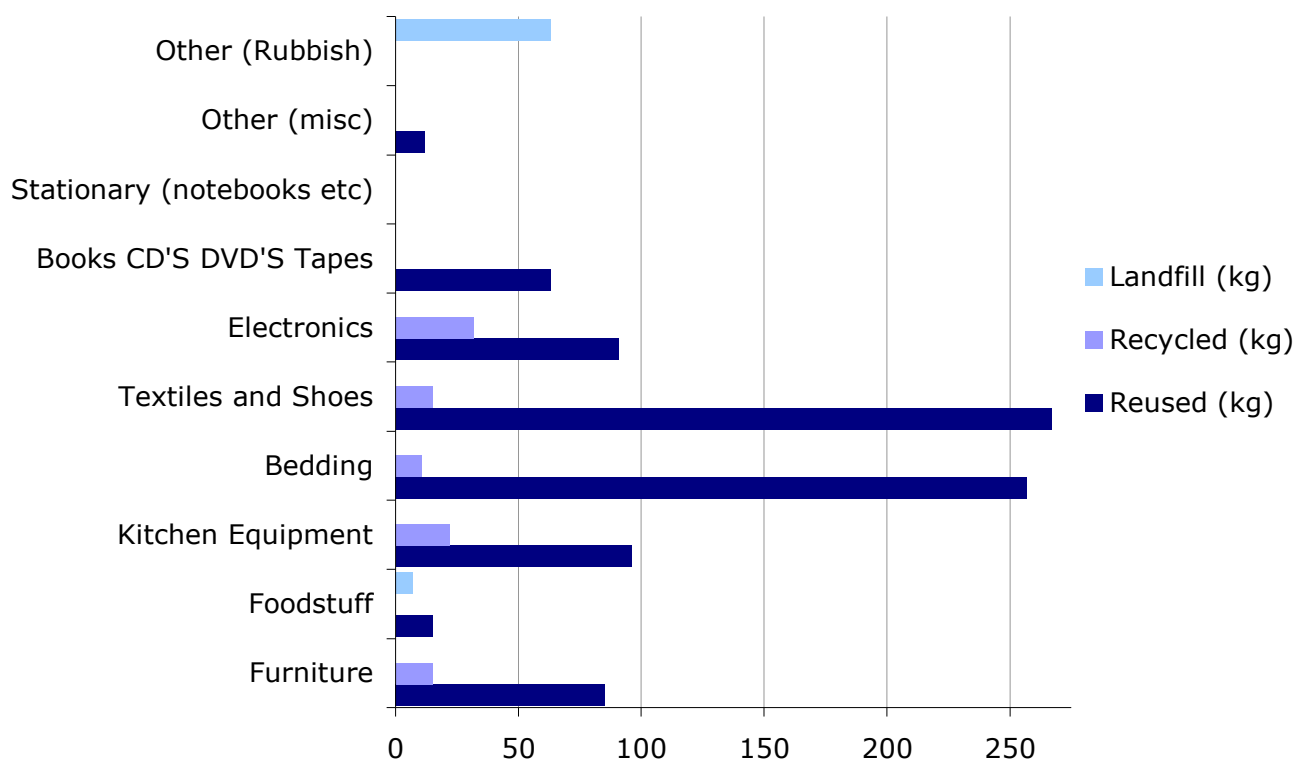
## London Borough of Ealing

<b>Reuse Scheme 2011</b>			
<b>Borough / University</b>	<b>Ealing</b>		
<b>Date</b>	<b>June - September 2011</b>		
<b>Number of Students</b>	<b>325</b>		
<b>Materials</b>	<b>CO2 (e) Reduction from Reuse (kg)</b>	<b>CO2 (e) Reduction from Recycling (kg)</b>	<b>Total CO2 (e) Reduction (kg)</b>
Furniture	32	0	32
Foodstuff	9	0	9
Kitchen Equipment	113	36	149
Bedding	2,398	41	2,439
Textiles and Shoes	1,837	30	1,866
Electronics	123	33	156
Books CD'S DVD'S Tapes	60	0	60
Stationary (notebooks etc)	36	0	36
Other (misc)	0	0	0
Other (Rubbish)	0	0	0
<b>Total</b>	<b>4,606</b>	<b>140</b>	<b>4,746</b>
%	97.1%	2.9%	100.0%
Kg / Student	14.17	0.43	14.60



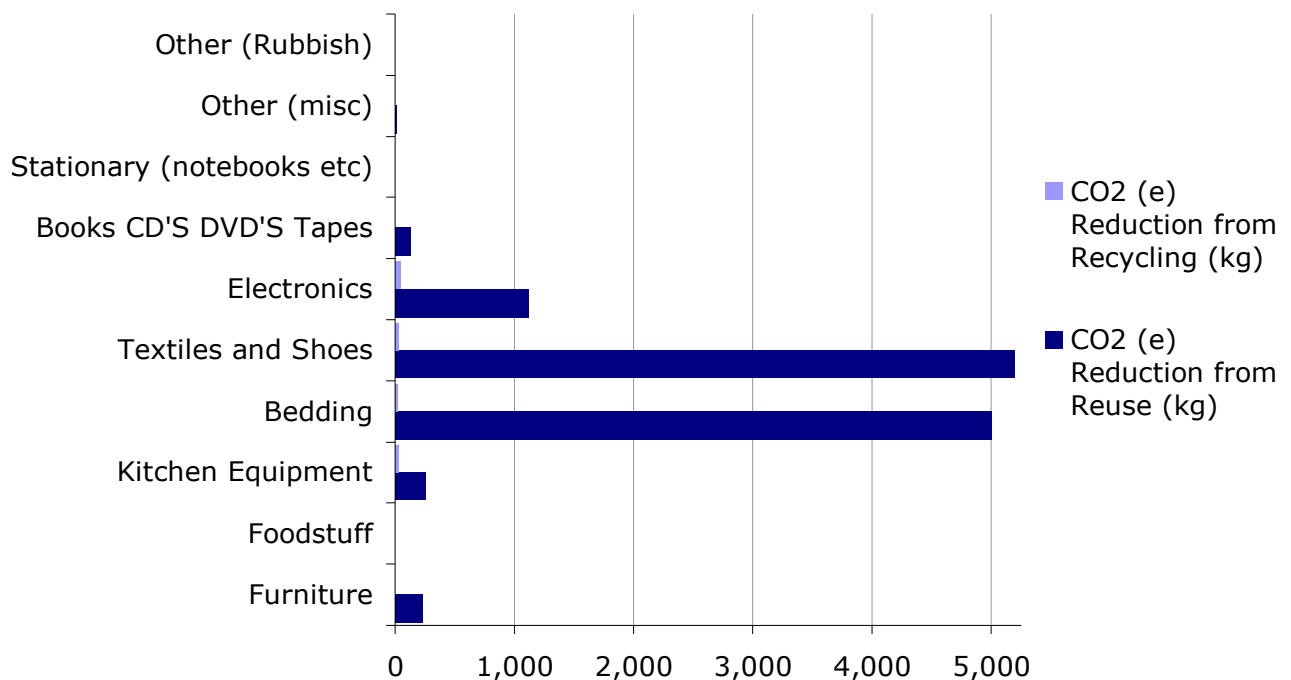
## London Borough of Greenwich

<b>Reuse Scheme 2011</b>				
<b>Borough / University</b>	<b>Greenwich</b>			
<b>Date</b>	<b>June - September 2011</b>			
<b>Number of Students</b>	<b>2,060</b>			
<b>Materials</b>	<b>Total Weight (kg)</b>	<b>Reused (kg)</b>	<b>Recycled (kg)</b>	<b>Landfill (kg)</b>
Furniture	100	85	15	0
Foodstuff	22	15	0	7
Kitchen Equipment	118	96	22	0
Bedding	268	257	11	0
Textiles and Shoes	282	267	15	0
Electronics	123	91	32	0
Books CD'S DVD'S Tapes	63	63	0	0
Stationary (notebooks etc)	0	0	0	0
Other (misc)	12	12	0	0
Other (Rubbish)	63	0	0	63
<b>Total</b>	<b>1,051</b>	<b>886</b>	<b>95</b>	<b>70</b>
%	100.0%	84.3%	9.0%	6.7%
Kg / Student	0.51	0.43	0.05	0.03



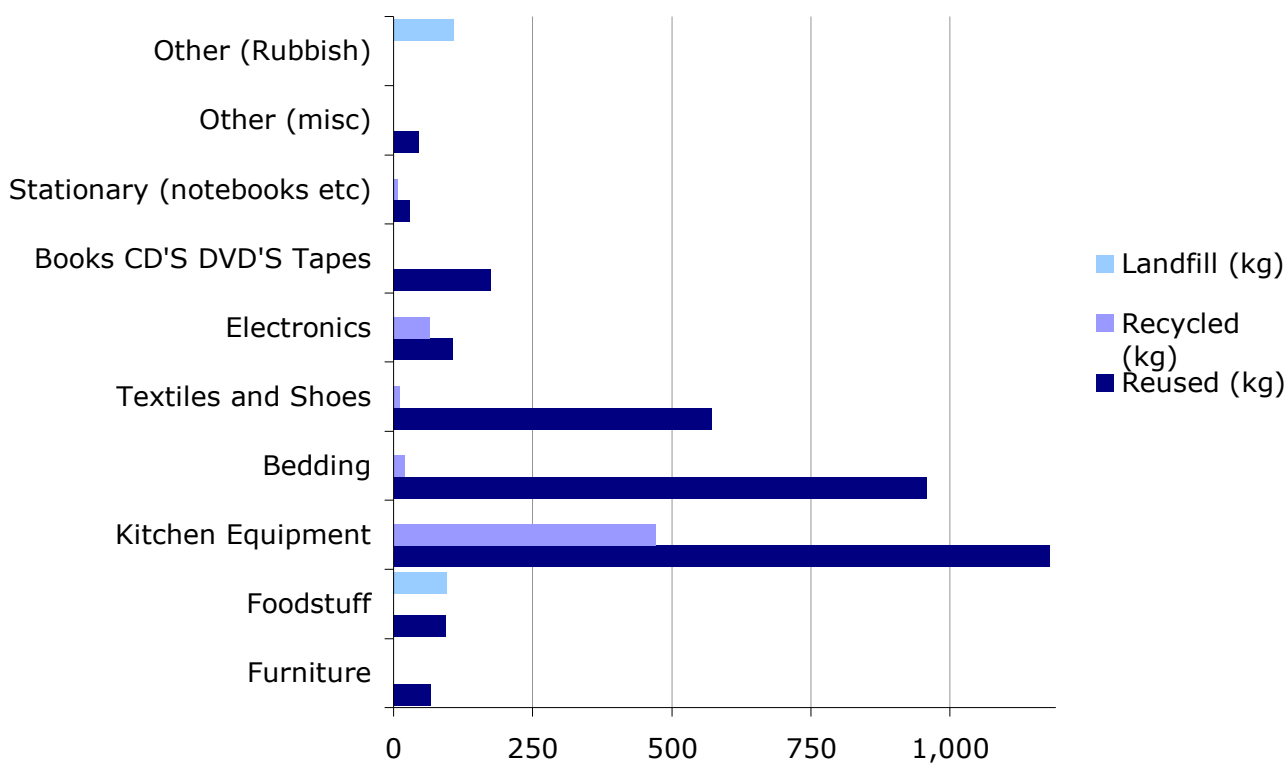
## London Borough of Greenwich

<b>Reuse Scheme 2011</b>			
<b>Borough / University</b>	<b>Greenwich</b>		
<b>Date</b>	<b>June - September 2011</b>		
<b>Number of Students</b>	<b>2,060</b>		
<b>Materials</b>	<b>CO2 (e) Reduction from Reuse (kg)</b>	<b>CO2 (e) Reduction from Recycling (kg)</b>	<b>Total CO2 (e) Reduction (kg)</b>
Furniture	228	0	228
Foodstuff	7	0	7
Kitchen Equipment	257	27	284
Bedding	4,969	18	4,987
Textiles and Shoes	5,163	25	5,187
Electronics	1,116	42	1,158
Books CD'S DVD'S Tapes	125	0	125
Stationary (notebooks etc)	0	0	0
Other (misc)	12	0	12
Other (Rubbish)	0	0	0
<b>Total</b>	<b>11,877</b>	<b>112</b>	<b>11,989</b>
%	99.1%	0.9%	100.0%
Kg / Student	5.77	0.05	5.82



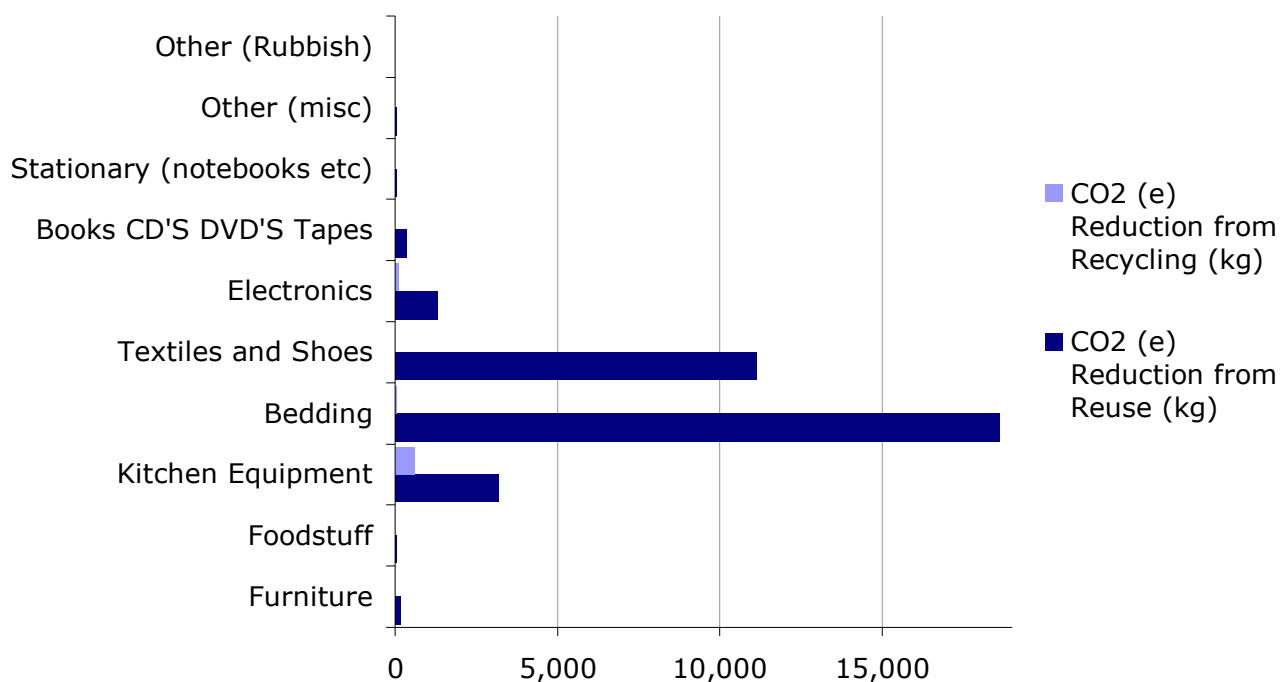
## Borough of Guildford Surrey

<b>Reuse Scheme 2011</b>				
<b>Borough / University</b>	<b>Guildford Surrey</b>			
<b>Date</b>	<b>June - September 2011</b>			
<b>Number of Students</b>	<b>5,080</b>			
<b>Materials</b>	<b>Total Weight (kg)</b>	<b>Reused (kg)</b>	<b>Recycled (kg)</b>	<b>Landfill (kg)</b>
Furniture	68	68	0	0
Foodstuff	190	94	0	96
Kitchen Equipment	1,649	1,178	472	0
Bedding	977	957	20	0
Textiles and Shoes	585	573	12	0
Electronics	172	107	65	0
Books CD'S DVD'S Tapes	175	175	0	0
Stationary (notebooks etc)	38	30	8	0
Other (misc)	45	45	0	0
Other (Rubbish)	108	0	0	108
<b>Total</b>	<b>4,005</b>	<b>3,227</b>	<b>575</b>	<b>204</b>
%	100.0%	80.6%	14.3%	5.1%
Kg / Student	0.79	0.64	0.11	0.04



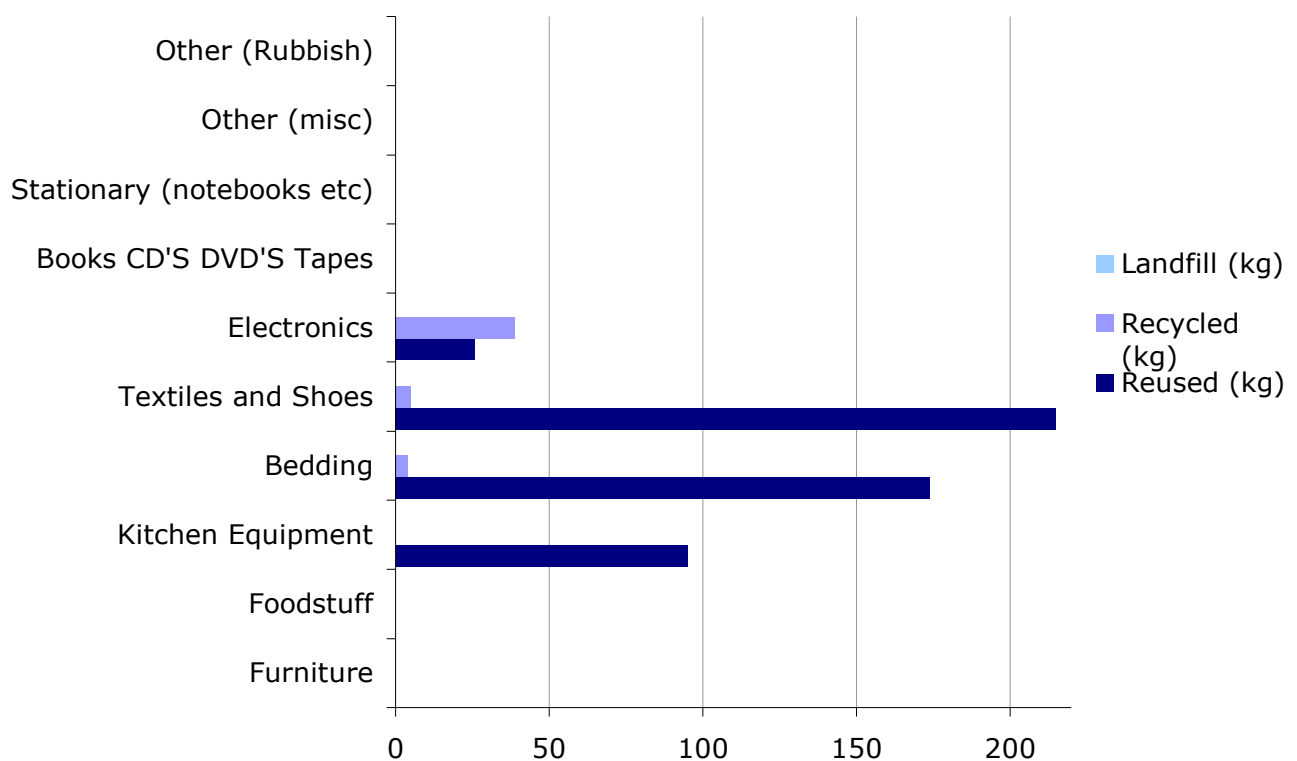
## Borough of Guildford Surrey

<b>Reuse Scheme 2011</b>			
<b>Borough / University</b>	<b>Guildford Surrey</b>		
<b>Date</b>	<b>June - September 2011</b>		
<b>Number of Students</b>	<b>5,080</b>		
<b>Materials</b>	<b>CO2 (e) Reduction from Reuse (kg)</b>	<b>CO2 (e) Reduction from Recycling (kg)</b>	<b>Total CO2 (e) Reduction (kg)</b>
Furniture	182	0	182
Foodstuff	42	0	42
Kitchen Equipment	3,158	569	3,728
Bedding	18,505	32	18,537
Textiles and Shoes	11,079	19	11,098
Electronics	1,312	85	1,398
Books CD'S DVD'S Tapes	348	0	348
Stationary (notebooks etc)	60	9	69
Other (misc)	45	0	45
Other (Rubbish)	0	0	0
<b>Total</b>	<b>34,731</b>	<b>715</b>	<b>35,446</b>
%	98.0%	2.0%	100.0%
Kg / Student	6.84	0.14	6.98



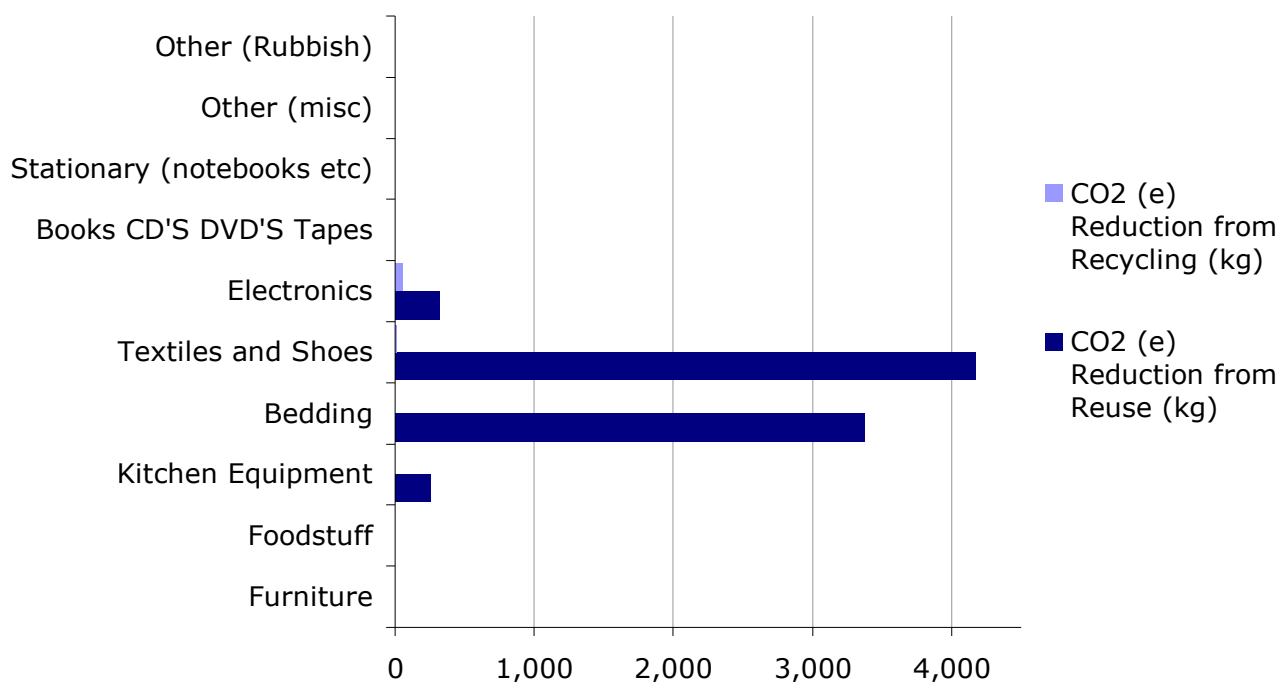
## London Borough of Hackney

<b>Reuse Scheme 2011</b>				
<b>Borough / University</b>	<b>Hackney</b>			
<b>Date</b>	<b>June - September 2011</b>			
<b>Number of Students</b>	<b>350</b>			
<b>Materials</b>	<b>Total Weight (kg)</b>	<b>Reused (kg)</b>	<b>Recycled (kg)</b>	<b>Landfill (kg)</b>
Furniture	0	0	0	0
Foodstuff	0	0	0	0
Kitchen Equipment	95	95	0	0
Bedding	177	174	4	0
Textiles and Shoes	219	215	5	0
Electronics	65	26	39	0
Books CD'S DVD'S Tapes	0	0	0	0
Stationary (notebooks etc)	0	0	0	0
Other (misc)	0	0	0	0
Other (Rubbish)	0	0	0	0
<b>Total</b>	<b>556</b>	<b>509</b>	<b>47</b>	<b>0</b>
%	100.0%	91.5%	8.5%	0.0%
Kg / Student	1.59	1.45	0.13	0.00



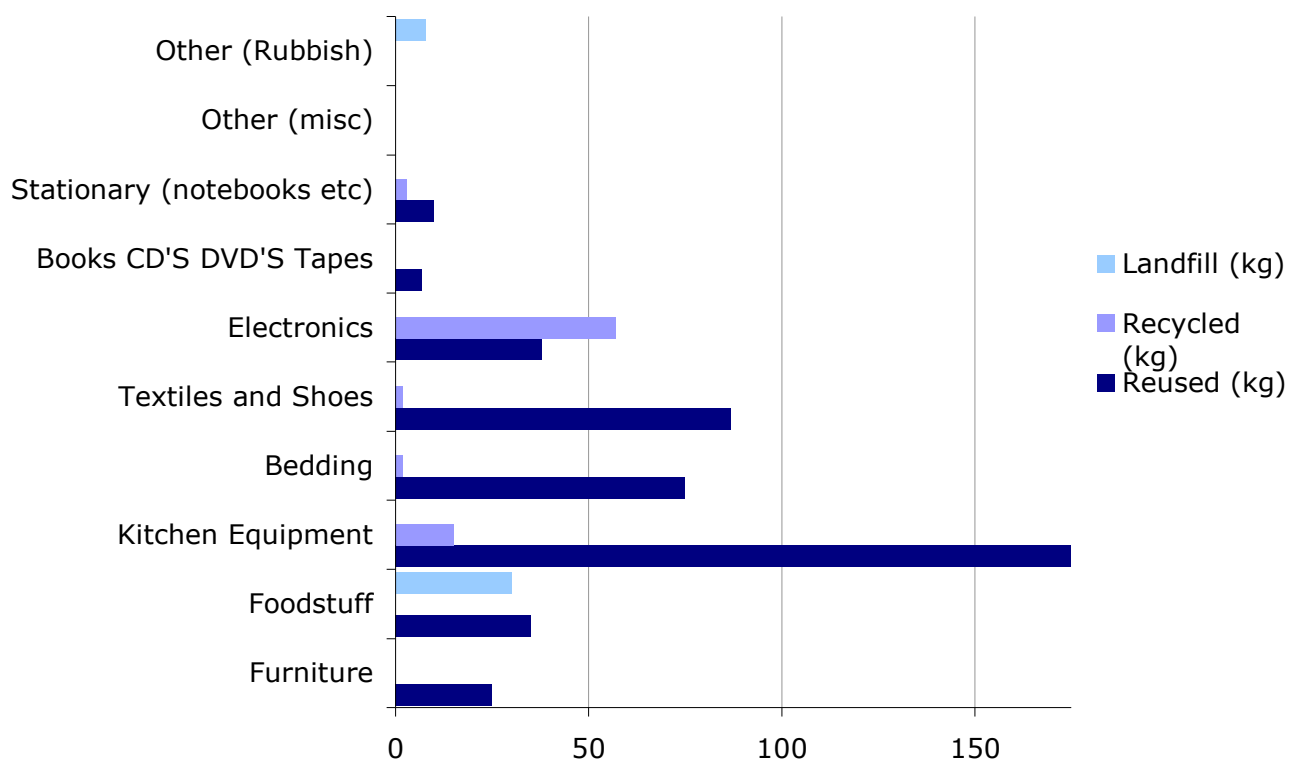
## London Borough of Hackney

<b>Reuse Scheme 2011</b>			
<b>Borough / University</b>	<b>Hackney</b>		
<b>Date</b>	<b>June - September 2011</b>		
<b>Number of Students</b>	<b>350</b>		
<b>Materials</b>	<b>CO2 (e) Reduction from Reuse (kg)</b>	<b>CO2 (e) Reduction from Recycling (kg)</b>	<b>Total CO2 (e) Reduction (kg)</b>
Furniture	0	0	0
Foodstuff	0	0	0
Kitchen Equipment	253	0	253
Bedding	3,355	6	3,361
Textiles and Shoes	4,148	7	4,155
Electronics	319	52	371
Books CD'S DVD'S Tapes	0	0	0
Stationary (notebooks etc)	0	0	0
Other (misc)	0	0	0
Other (Rubbish)	0	0	0
<b>Total</b>	<b>8,075</b>	<b>65</b>	<b>8,140</b>
%	99.2%	0.8%	100.0%
Kg / Student	23.07	0.19	23.26



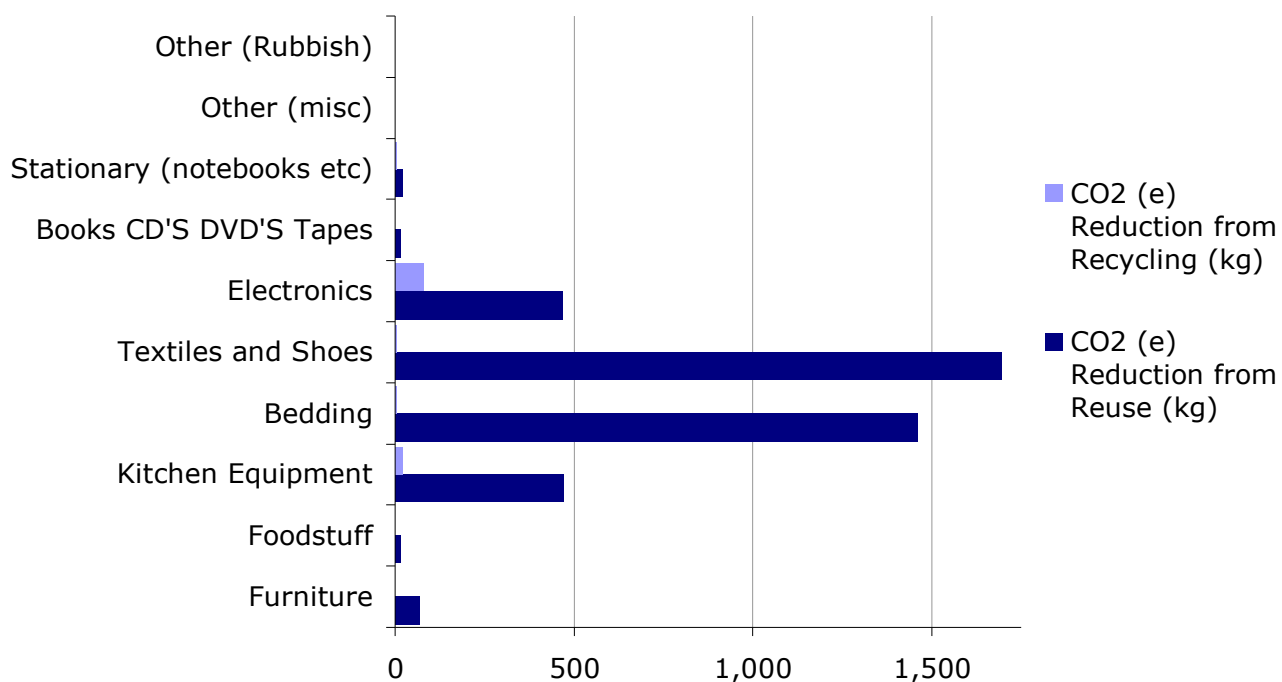
## London Borough of Hammersmith &amp; Fulham

<b>Reuse Scheme 2011</b>				
<b>Borough / University</b>	<b>Hammersmith &amp; Fulham</b>			
<b>Date</b>	<b>June - September 2011</b>			
<b>Number of Students</b>	<b>150</b>			
<b>Materials</b>	<b>Total Weight (kg)</b>	<b>Reused (kg)</b>	<b>Recycled (kg)</b>	<b>Landfill (kg)</b>
Furniture	25	25	0	0
Foodstuff	65	35	0	30
Kitchen Equipment	190	175	15	0
Bedding	77	75	2	0
Textiles and Shoes	89	87	2	0
Electronics	95	38	57	0
Books CD'S DVD'S Tapes	7	7	0	0
Stationary (notebooks etc)	13	10	3	0
Other (misc)	0	0	0	0
Other (Rubbish)	8	0	0	8
<b>Total</b>	<b>568</b>	<b>452</b>	<b>78</b>	<b>38</b>
%	100.0%	79.6%	13.7%	6.7%
Kg / Student	3.78	3.01	0.52	0.25



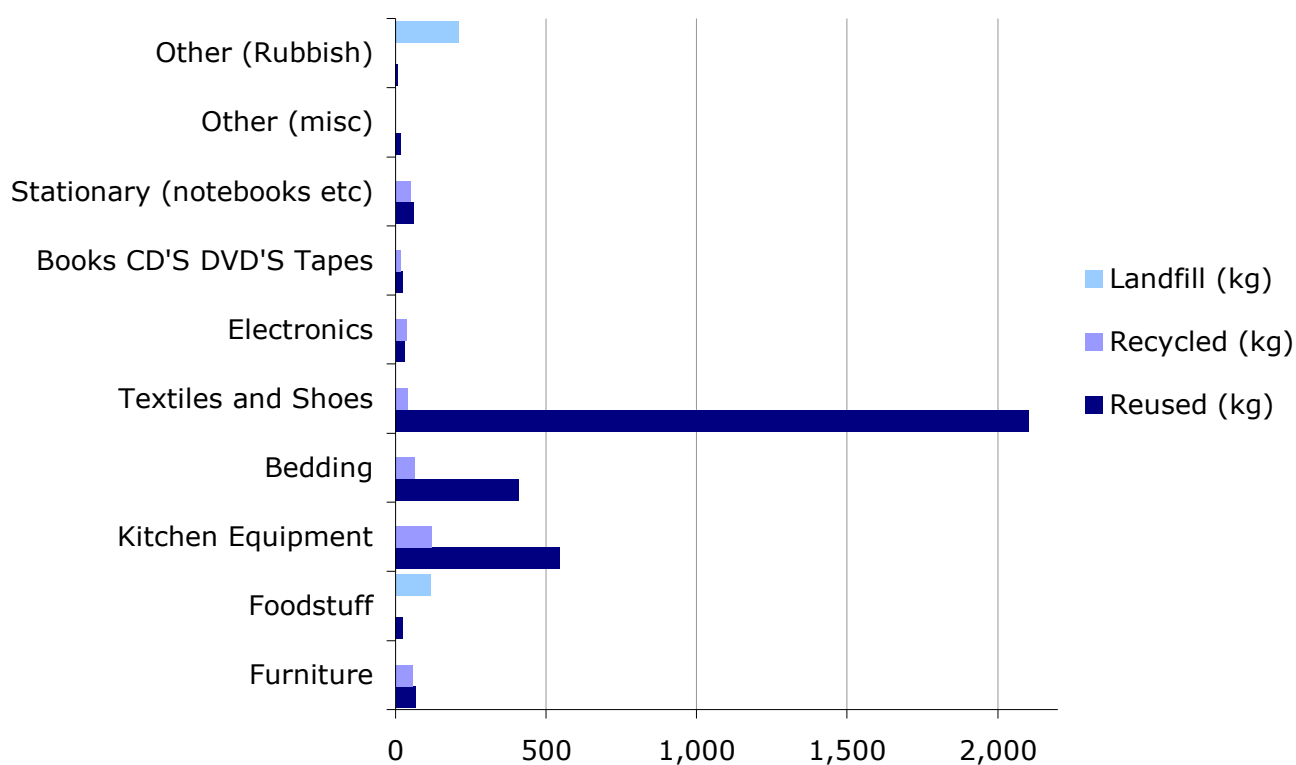
## London Borough of Hammersmith &amp; Fulham

<b>Reuse Scheme 2011</b>			
<b>Borough / University</b>	<b>Hammersmith &amp; Fulham</b>		
<b>Date</b>	<b>June - September 2011</b>		
<b>Number of Students</b>	<b>150</b>		
<b>Materials</b>	<b>CO2 (e) Reduction from Reuse (kg)</b>	<b>CO2 (e) Reduction from Recycling (kg)</b>	<b>Total CO2 (e) Reduction (kg)</b>
Furniture	67	0	67
Foodstuff	16	0	16
Kitchen Equipment	469	18	487
Bedding	1,450	2	1,453
Textiles and Shoes	1,682	2	1,685
Electronics	466	75	541
Books CD'S DVD'S Tapes	14	0	14
Stationary (notebooks etc)	20	3	23
Other (misc)	0	0	0
Other (Rubbish)	0	0	0
<b>Total</b>	<b>4,184</b>	<b>101</b>	<b>4,285</b>
%	97.6%	2.4%	100.0%
Kg / Student	27.89	0.67	28.57



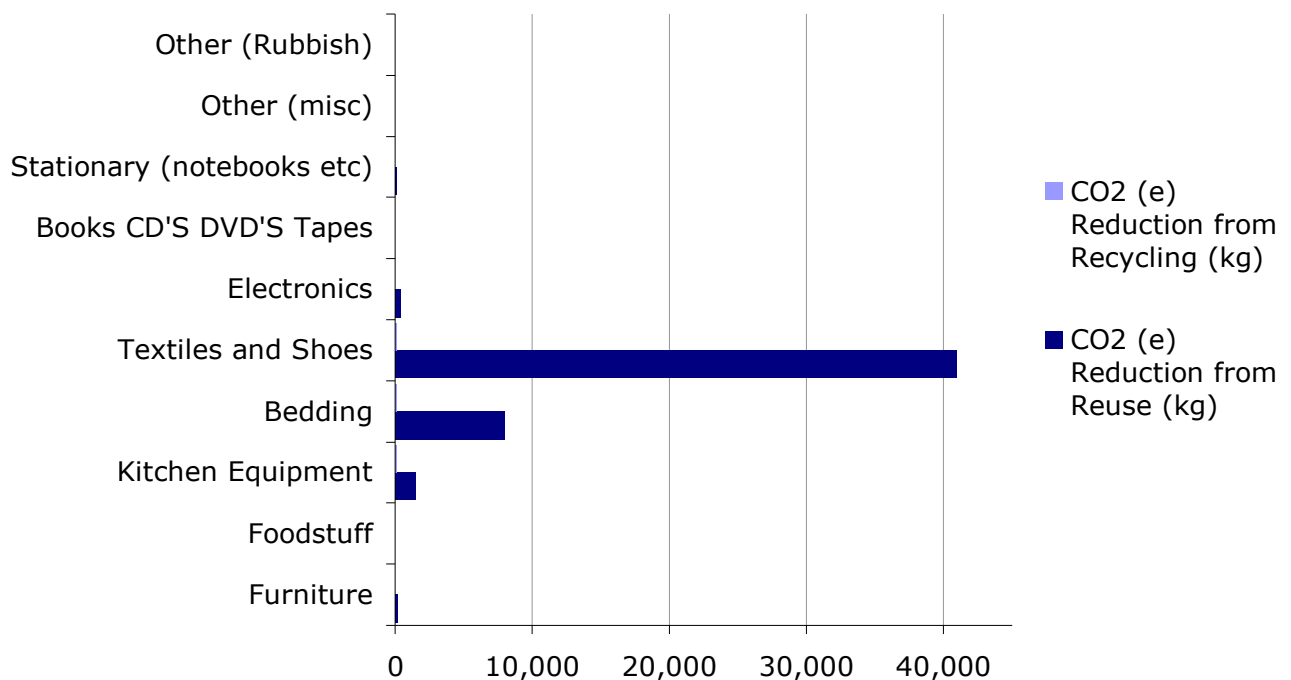
## London Borough of Islington

<b>Reuse Scheme 2011</b>				
<b>Borough / University</b>	<b>Islington</b>			
<b>Date</b>	<b>June - September 2011</b>			
<b>Number of Students</b>	<b>1,677</b>			
<b>Materials</b>	<b>Total Weight (kg)</b>	<b>Reused (kg)</b>	<b>Recycled (kg)</b>	<b>Landfill (kg)</b>
Furniture	123	66	57	0
Foodstuff	141	24	0	117
Kitchen Equipment	667	546	121	0
Bedding	473	410	63	0
Textiles and Shoes	2,148	2,105	43	0
Electronics	65	29	36	0
Books CD'S DVD'S Tapes	43	25	18	0
Stationary (notebooks etc)	109	59	50	0
Other (misc)	18	18	0	0
Other (Rubbish)	220	9	0	211
<b>Total</b>	<b>4,006</b>	<b>3,290</b>	<b>388</b>	<b>328</b>
%	100.0%	82.1%	9.7%	8.2%
Kg / Student	2.39	1.96	0.23	0.20



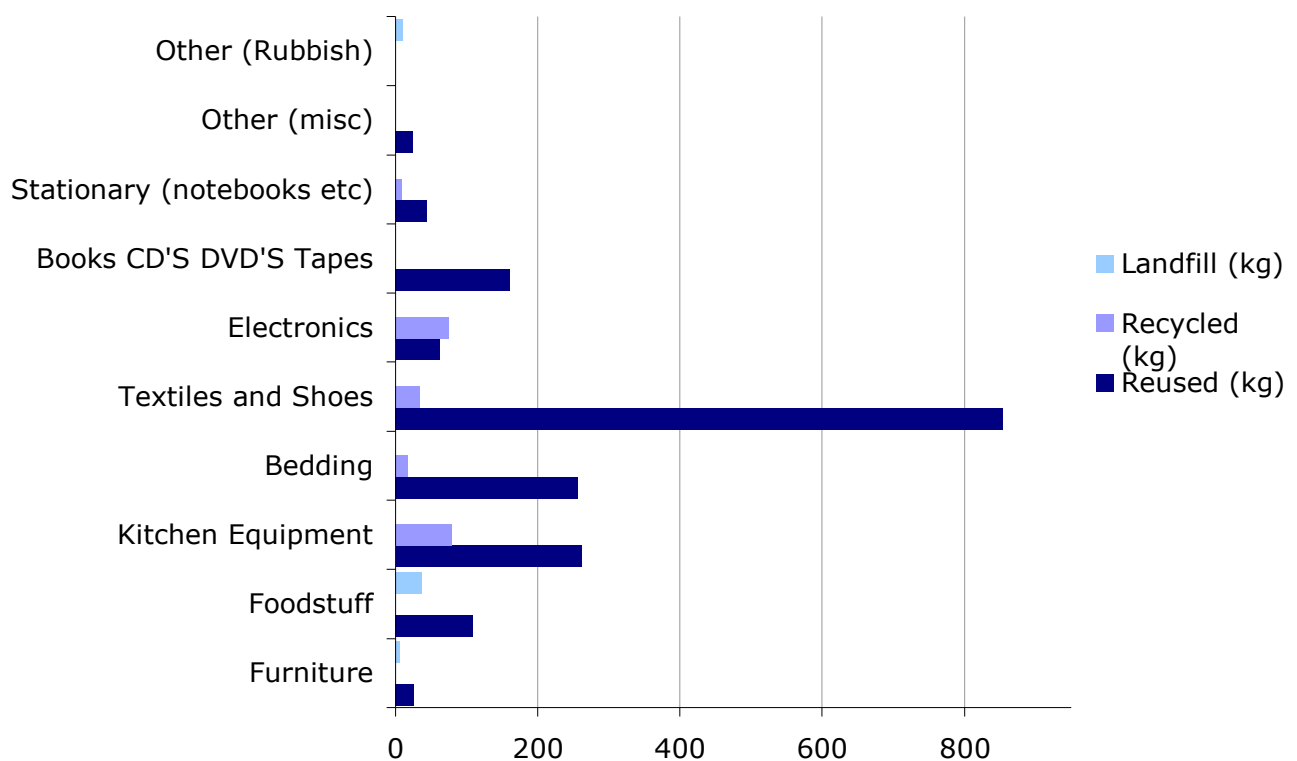
## London Borough of Islington

<b>Reuse Scheme 2011</b>			
<b>Borough / University</b>	<b>Islington</b>		
<b>Date</b>	<b>June - September 2011</b>		
<b>Number of Students</b>	<b>1,677</b>		
<b>Materials</b>	<b>CO2 (e) Reduction from Reuse (kg)</b>	<b>CO2 (e) Reduction from Recycling (kg)</b>	<b>Total CO2 (e) Reduction (kg)</b>
Furniture	177	1	178
Foodstuff	11	0	11
Kitchen Equipment	1,464	146	1,610
Bedding	7,918	104	8,022
Textiles and Shoes	40,692	71	40,763
Electronics	356	48	403
Books CD'S DVD'S Tapes	50	22	72
Stationary (notebooks etc)	117	62	179
Other (misc)	18	0	18
Other (Rubbish)	0	0	0
<b>Total</b>	<b>50,802</b>	<b>455</b>	<b>51,257</b>
%	99.1%	0.9%	100.0%
Kg / Student	30.29	0.27	30.56



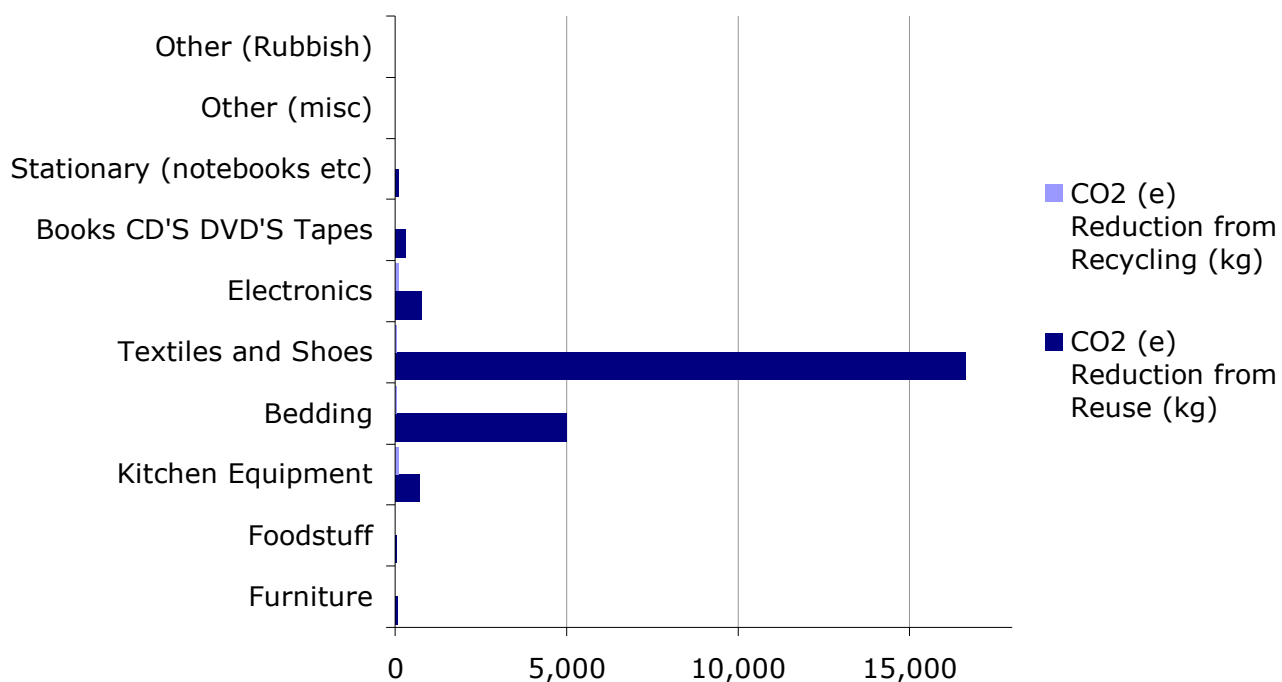
## Royal Borough of Kensington &amp; Chelsea

<b>Reuse Scheme 2011</b>				
<b>Borough / University</b>	<b>Kensington &amp; Chelsea</b>			
<b>Date</b>	<b>June - September 2011</b>			
<b>Number of Students</b>	<b>981</b>			
<b>Materials</b>	<b>Total Weight (kg)</b>	<b>Reused (kg)</b>	<b>Recycled (kg)</b>	<b>Landfill (kg)</b>
Furniture	32	26	0	6
Foodstuff	145	108	0	38
Kitchen Equipment	341	262	80	0
Bedding	274	257	18	0
Textiles and Shoes	888	854	34	0
Electronics	137	62	75	0
Books CD'S DVD'S Tapes	161	161	0	0
Stationary (notebooks etc)	52	44	9	0
Other (misc)	24	24	0	0
Other (Rubbish)	11	0	0	11
<b>Total</b>	<b>2,063</b>	<b>1,795</b>	<b>214</b>	<b>55</b>
%	100.0%	87.0%	10.4%	2.7%
Kg / Student	2.10	1.83	0.22	0.06



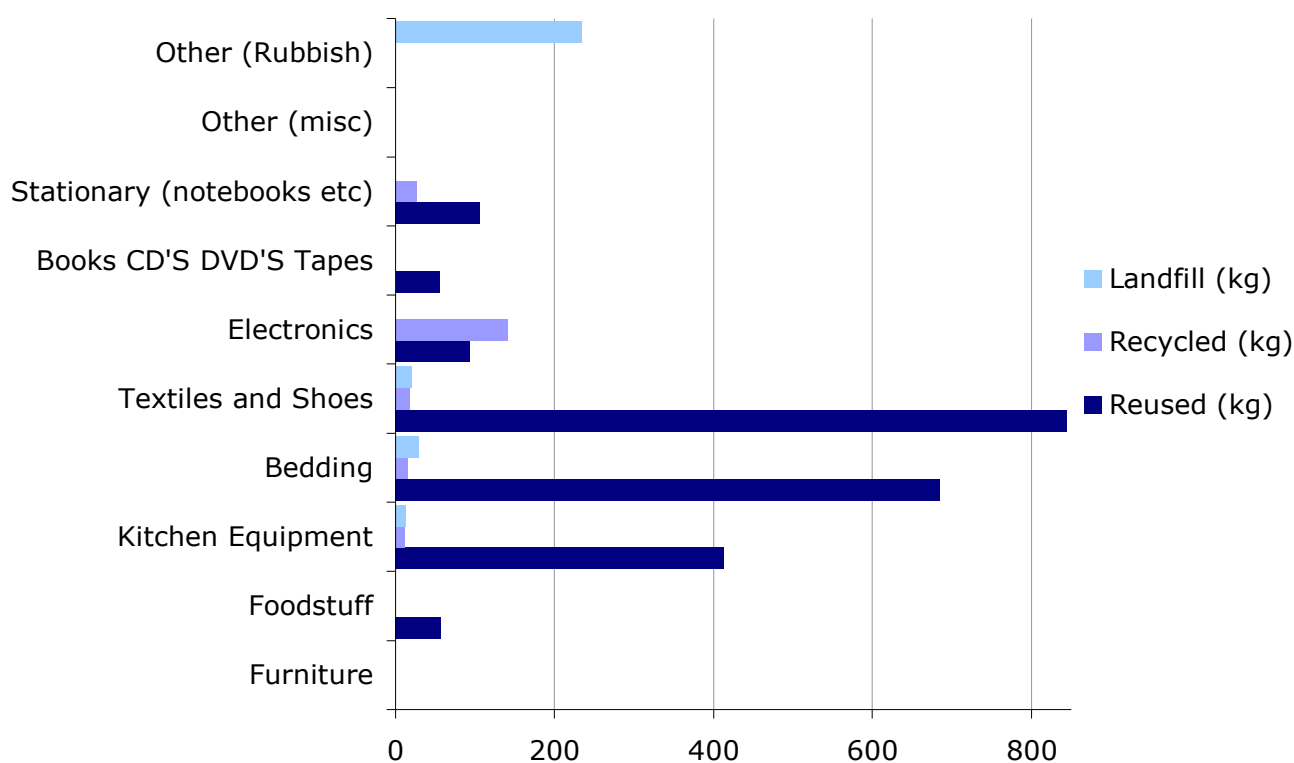
## Royal Borough of Kensington &amp; Chelsea

<b>Reuse Scheme 2011</b>			
<b>Borough / University</b>	<b>Kensington &amp; Chelsea</b>		
<b>Date</b>	<b>June - September 2011</b>		
<b>Number of Students</b>	<b>981</b>		
<b>Materials</b>	<b>CO2 (e) Reduction from Reuse (kg)</b>	<b>CO2 (e) Reduction from Recycling (kg)</b>	<b>Total CO2 (e) Reduction (kg)</b>
Furniture	68	0	68
Foodstuff	48	0	48
Kitchen Equipment	701	96	797
Bedding	4,960	30	4,989
Textiles and Shoes	16,513	55	16,568
Electronics	760	98	859
Books CD'S DVD'S Tapes	319	0	319
Stationary (notebooks etc)	86	11	97
Other (misc)	23	0	23
Other (Rubbish)	0	0	0
<b>Total</b>	<b>23,479</b>	<b>290</b>	<b>23,769</b>
%	98.8%	1.2%	100.0%
Kg / Student	23.93	0.30	24.23



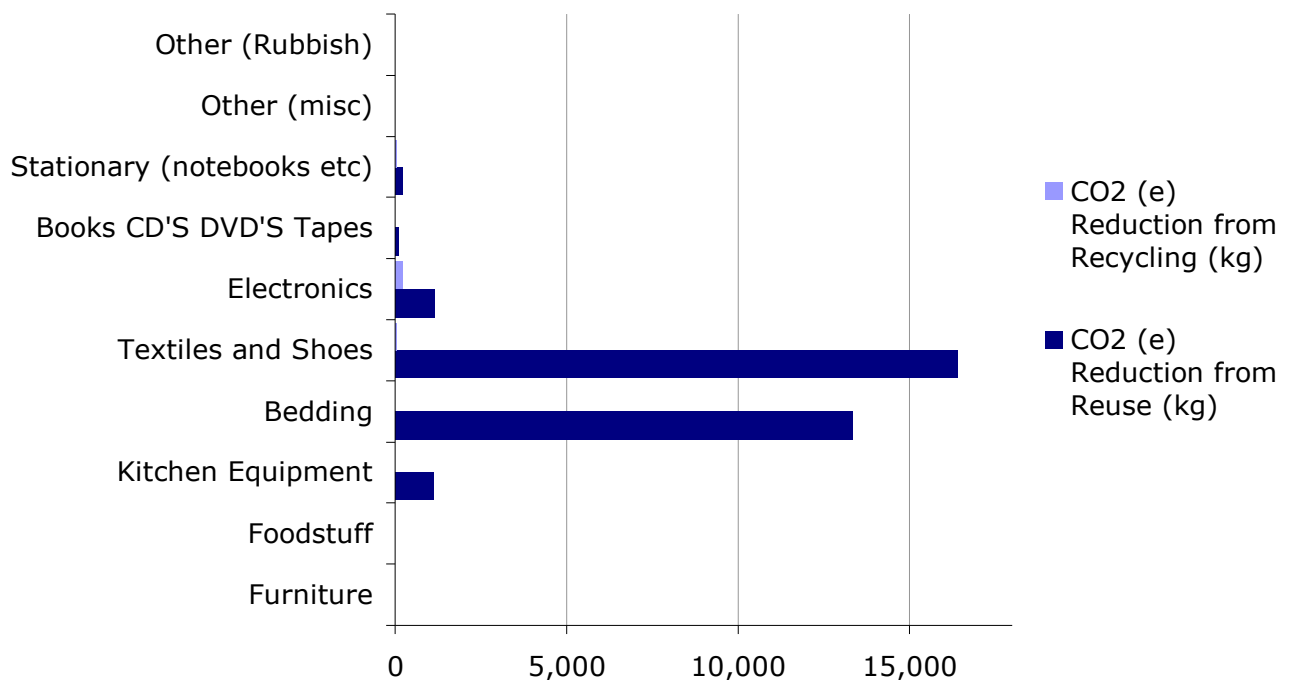
## London Borough of Newham

<b>Reuse Scheme 2011</b>				
<b>Borough / University</b>	<b>Newham</b>			
<b>Date</b>	<b>June - September 2011</b>			
<b>Number of Students</b>	<b>1,200</b>			
<b>Materials</b>	<b>Total Weight (kg)</b>	<b>Reused (kg)</b>	<b>Recycled (kg)</b>	<b>Landfill (kg)</b>
Furniture	0	0	0	0
Foodstuff	57	57	0	0
Kitchen Equipment	439	414	12	13
Bedding	730	686	15	30
Textiles and Shoes	881	844	18	20
Electronics	235	94	141	0
Books CD'S DVD'S Tapes	55	55	0	0
Stationary (notebooks etc)	132	106	27	0
Other (misc)	0	0	0	0
Other (Rubbish)	234	0	0	234
<b>Total</b>	<b>2763</b>	<b>2255</b>	<b>212</b>	<b>297</b>
%	100.0%	81.6%	7.7%	10.7%
Kg / Student	2.30	1.88	0.18	0.25



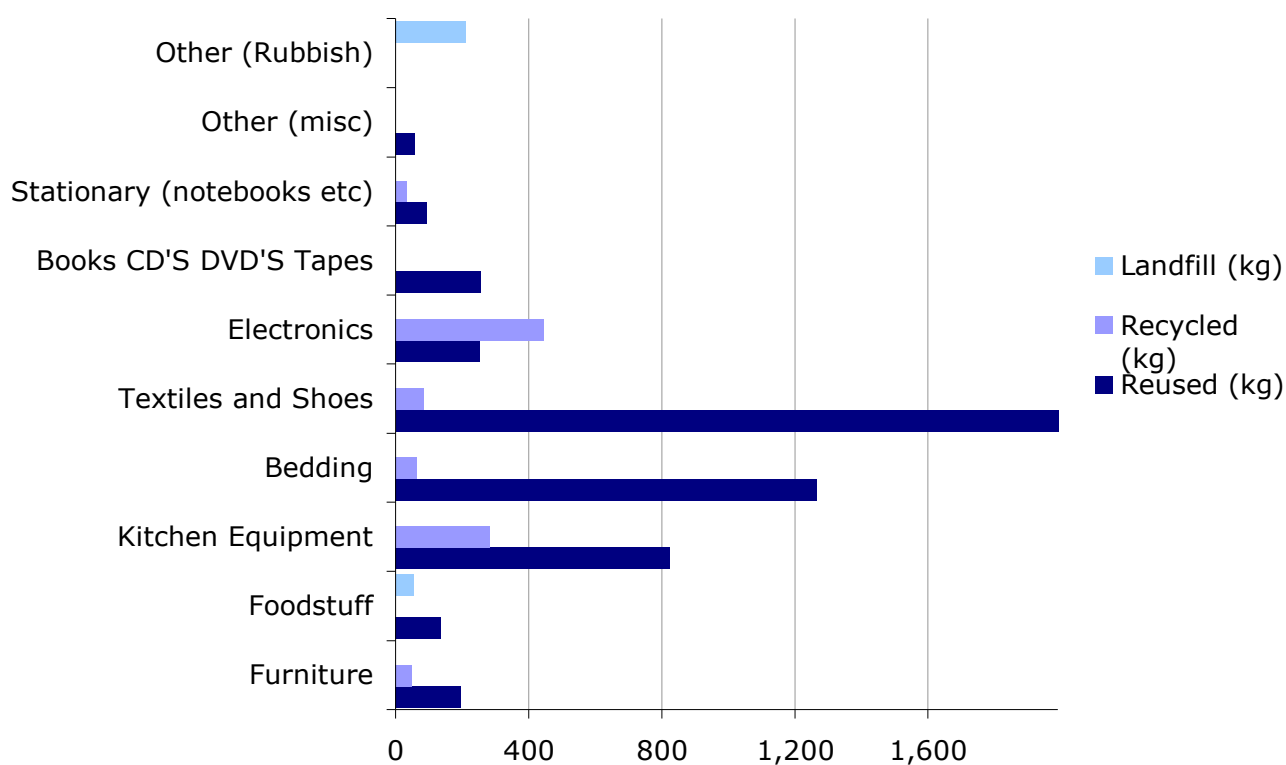
## London Borough of Newham

<b>Reuse Scheme 2011</b>			
<b>Borough / University</b>	<b>Newham</b>		
<b>Date</b>	<b>June - September 2011</b>		
<b>Number of Students</b>	<b>1,200</b>		
<b>Materials</b>	<b>CO2 (e) Reduction from Reuse (kg)</b>	<b>CO2 (e) Reduction from Recycling (kg)</b>	<b>Total CO2 (e) Reduction (kg)</b>
Furniture	0	0	0
Foodstuff	25	0	25
Kitchen Equipment	1,110	15	1,125
Bedding	13,255	24	13,279
Textiles and Shoes	16,310	29	16,339
Electronics	1,153	187	1,339
Books CD'S DVD'S Tapes	109	0	109
Stationary (notebooks etc)	210	33	243
Other (misc)	0	0	0
Other (Rubbish)	0	0	0
<b>Total</b>	<b>32,172</b>	<b>287</b>	<b>32,459</b>
%	99.1%	0.9%	100.0%
Kg / Student	26.81	0.24	27.05



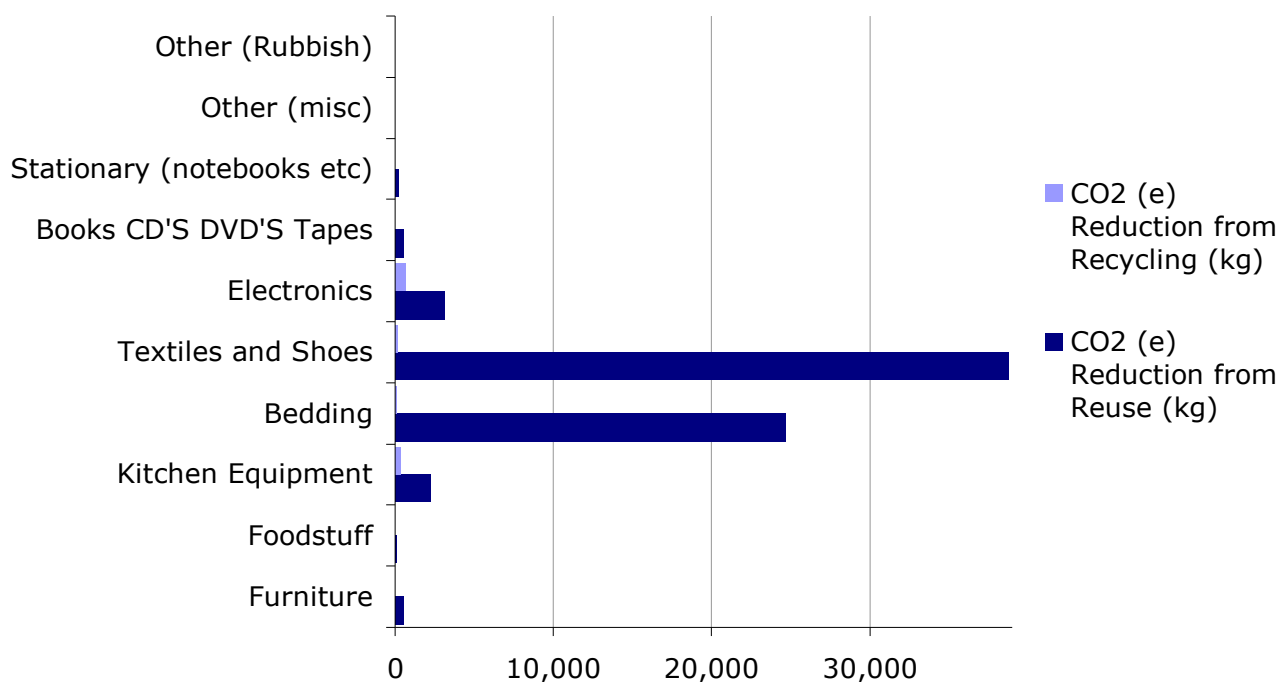
## London Borough of Southwark

<b>Reuse Scheme 2011</b>				
<b>Borough / University</b>	<b>Southwark</b>			
<b>Date</b>	<b>June - September 2011</b>			
<b>Number of Students</b>	<b>2,023</b>			
<b>Materials</b>	<b>Total Weight (kg)</b>	<b>Reused (kg)</b>	<b>Recycled (kg)</b>	<b>Landfill (kg)</b>
Furniture	244	197	47	0
Foodstuff	190	136	0	54
Kitchen Equipment	1,109	826	283	0
Bedding	1,331	1,266	65	0
Textiles and Shoes	2,079	1,992	87	0
Electronics	700	253	447	0
Books CD'S DVD'S Tapes	254	254	0	0
Stationary (notebooks etc)	125	93	32	0
Other (misc)	57	57	0	0
Other (Rubbish)	213	0	0	213
<b>Total</b>	<b>6,301</b>	<b>5,074</b>	<b>960</b>	<b>267</b>
%	100.0%	80.5%	15.2%	4.2%
Kg / Student	3.11	2.51	0.47	0.13



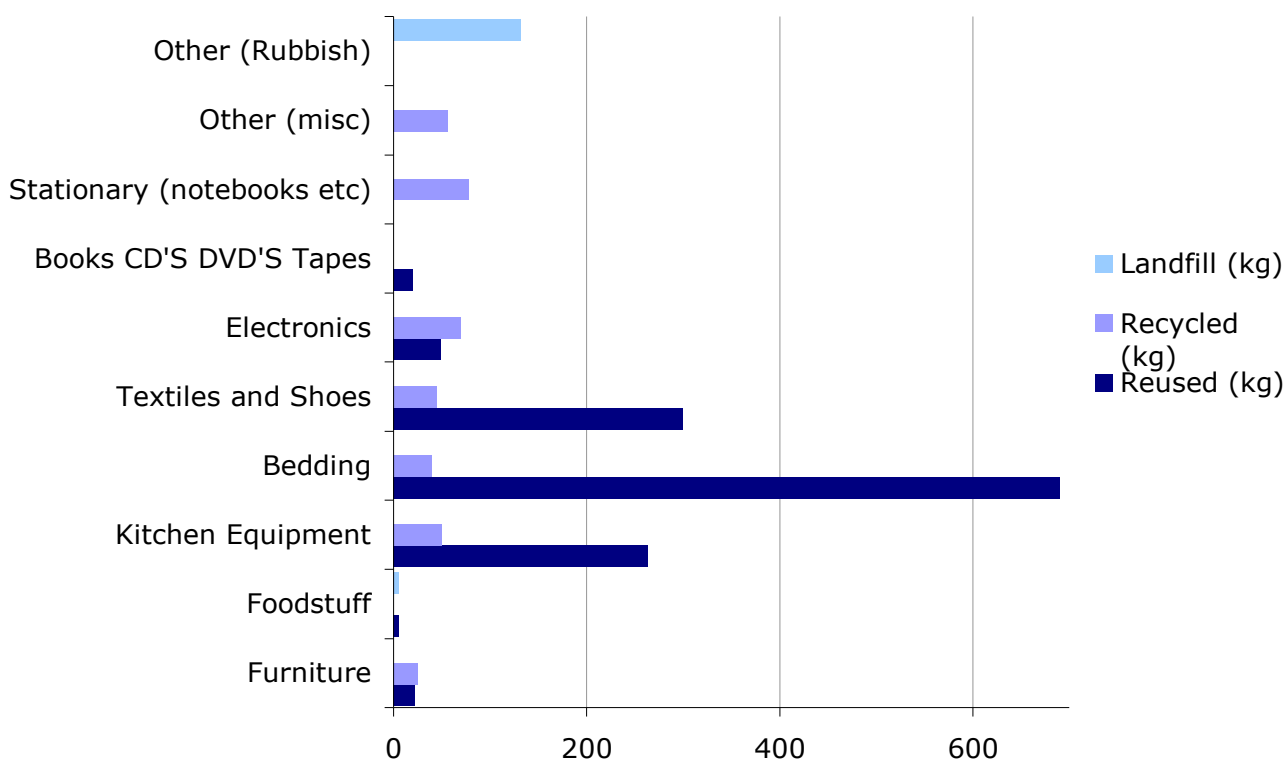
## London Borough of Southwark

<b>Reuse Scheme 2011</b>			
<b>Borough / University</b>	<b>Southwark</b>		
<b>Date</b>	<b>June - September 2011</b>		
<b>Number of Students</b>	<b>2,023</b>		
<b>Materials</b>	<b>CO2 (e) Reduction from Reuse (kg)</b>	<b>CO2 (e) Reduction from Recycling (kg)</b>	<b>Total CO2 (e) Reduction (kg)</b>
Furniture	528	1	529
Foodstuff	61	0	61
Kitchen Equipment	2,215	341	2,556
Bedding	24,479	107	24,587
Textiles and Shoes	38,517	144	38,661
Electronics	3,103	590	3,693
Books CD'S DVD'S Tapes	505	0	505
Stationary (notebooks etc)	185	40	225
Other (misc)	57	0	57
Other (Rubbish)	0	0	0
<b>Total</b>	<b>69,649</b>	<b>1,223</b>	<b>70,872</b>
%	98.3%	1.7%	100.0%
Kg / Student	34.43	0.60	35.03



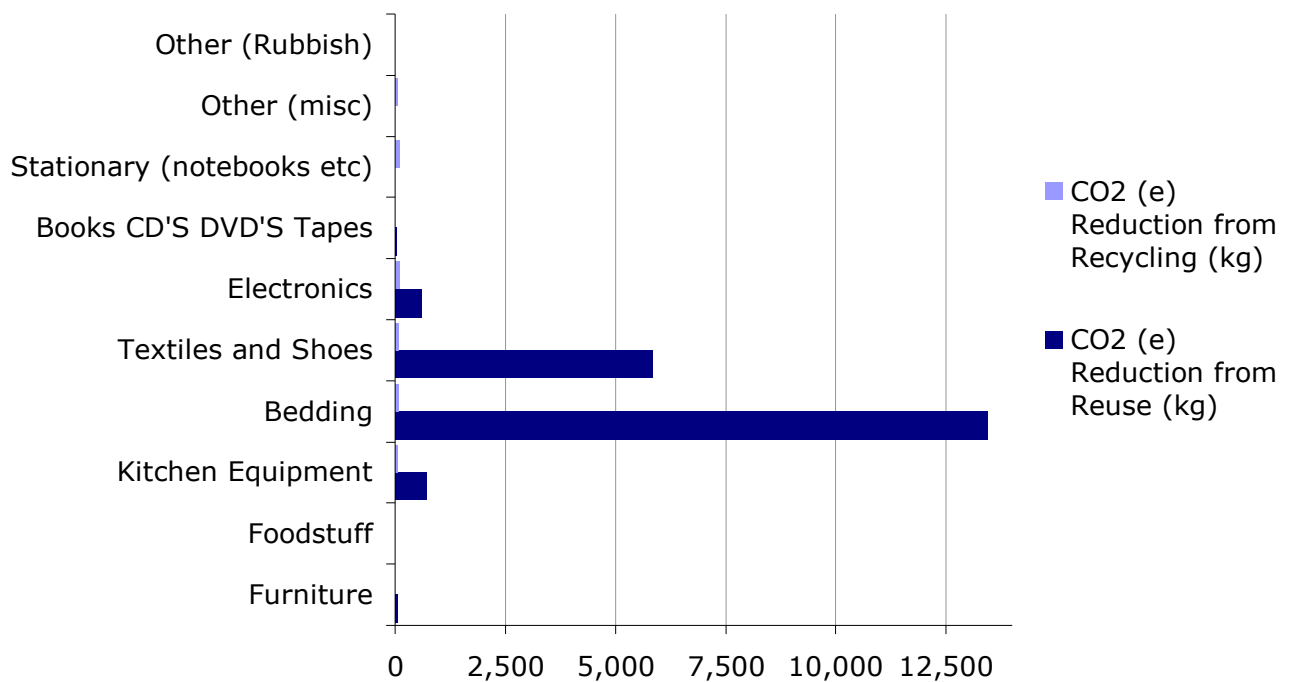
## London Borough of Tower Hamlets

<b>Reuse Scheme 2011</b>				
<b>Borough / University</b>	<b>Tower Hamlets</b>			
<b>Date</b>	<b>June - September 2011</b>			
<b>Number of Students</b>	<b>366</b>			
<b>Materials</b>	<b>Total Weight (kg)</b>	<b>Reused (kg)</b>	<b>Recycled (kg)</b>	<b>Landfill (kg)</b>
Furniture	47	22	25	0
Foodstuff	12	6	0	6
Kitchen Equipment	314	264	50	0
Bedding	731	691	40	0
Textiles and Shoes	345	300	45	0
Electronics	119	49	70	0
Books CD'S DVD'S Tapes	20	20	0	0
Stationary (notebooks etc)	78	0	78	0
Other (misc)	56	0	56	0
Other (Rubbish)	132	0	0	132
<b>Total</b>	<b>1854</b>	<b>1352</b>	<b>364</b>	<b>138</b>
%	100.0%	72.9%	19.6%	7.4%
Kg / Student	5.07	3.69	0.99	0.38



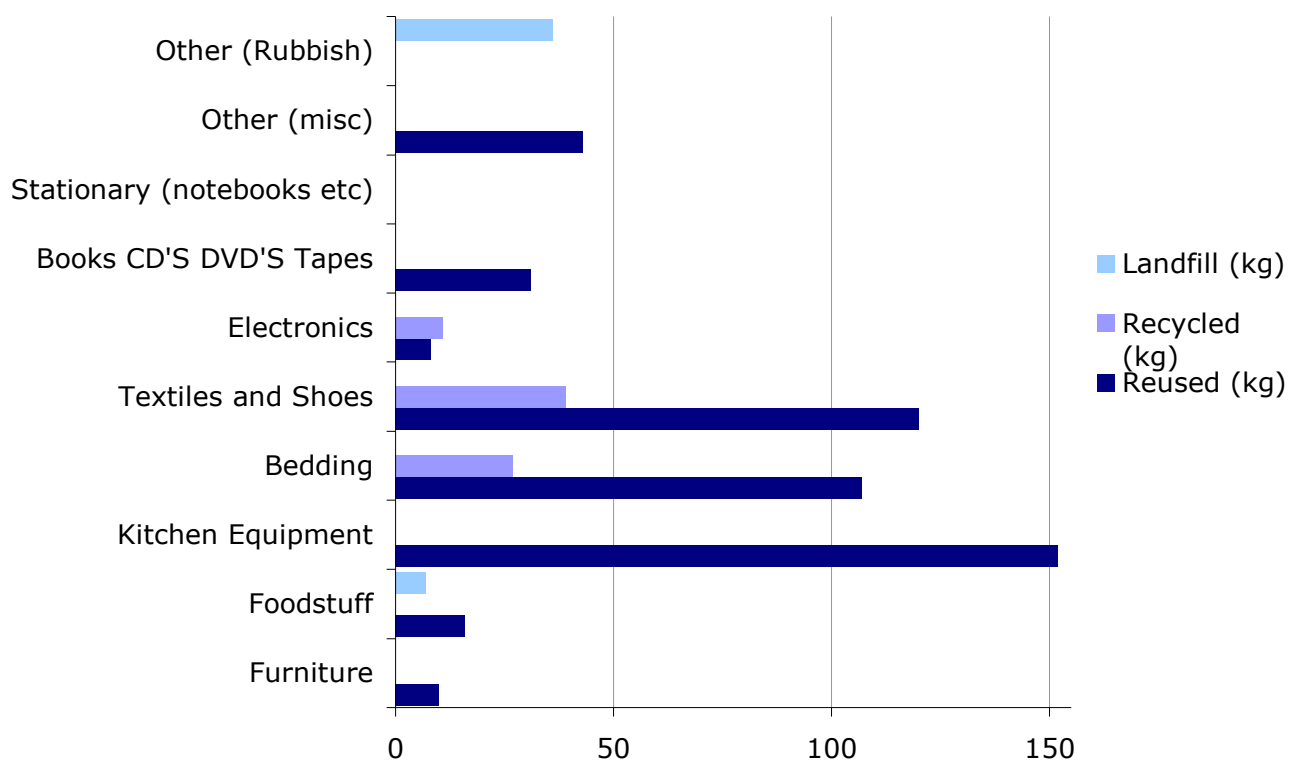
## London Borough of Tower Hamlets

<b>Reuse Scheme 2011</b>			
<b>Borough / University</b>	<b>Tower Hamlets</b>		
<b>Date</b>	<b>June - September 2011</b>		
<b>Number of Students</b>	<b>366</b>		
<b>Materials</b>	<b>CO2 (e) Reduction from Reuse (kg)</b>	<b>CO2 (e) Reduction from Recycling (kg)</b>	<b>Total CO2 (e) Reduction (kg)</b>
Furniture	59	1	60
Foodstuff	3	0	3
Kitchen Equipment	708	60	768
Bedding	13,361	66	13,427
Textiles and Shoes	5,801	74	5,875
Electronics	601	93	693
Books CD'S DVD'S Tapes	40	0	40
Stationary (notebooks etc)	0	97	97
Other (misc)	0	53	53
Other (Rubbish)	0	0	0
<b>Total</b>	<b>20,572</b>	<b>444</b>	<b>21,016</b>
%	97.9%	2.1%	100.0%
Kg / Student	56.21	1.21	57.42



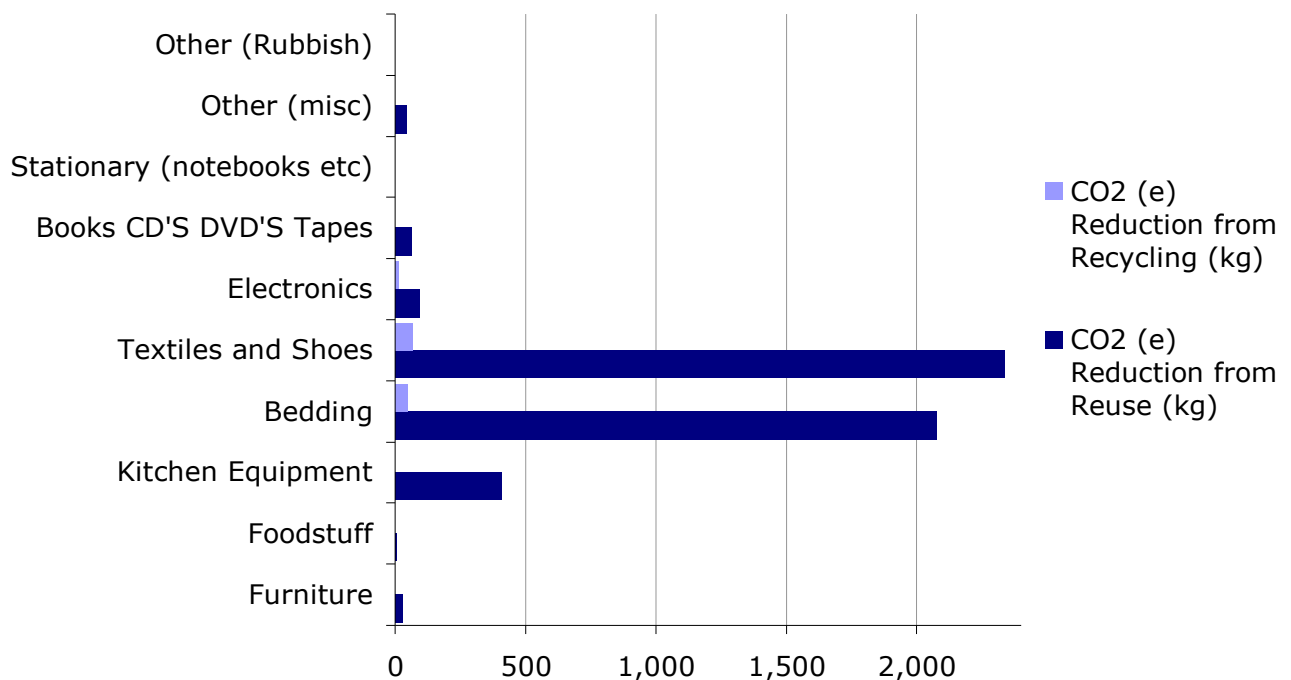
## London Borough of Wandsworth

<b>Reuse Scheme 2011</b>				
<b>Borough / University</b>	<b>Wandsworth</b>			
<b>Date</b>	<b>June - September 2011</b>			
<b>Number of Students</b>	<b>328</b>			
<b>Materials</b>	<b>Total Weight (kg)</b>	<b>Reused (kg)</b>	<b>Recycled (kg)</b>	<b>Landfill (kg)</b>
Furniture	10	10	0	0
Foodstuff	23	16	0	7
Kitchen Equipment	152	152	0	0
Bedding	133	107	27	0
Textiles and Shoes	159	120	39	0
Electronics	18	8	11	0
Books CD'S DVD'S Tapes	31	31	0	0
Stationary (notebooks etc)	0	0	0	0
Other (misc)	43	43	0	0
Other (Rubbish)	36	0	0	36
<b>Total</b>	<b>605</b>	<b>486</b>	<b>76</b>	<b>43</b>
%	100.0%	80.3%	12.6%	7.1%
Kg / Student	1.84	1.48	0.23	0.13



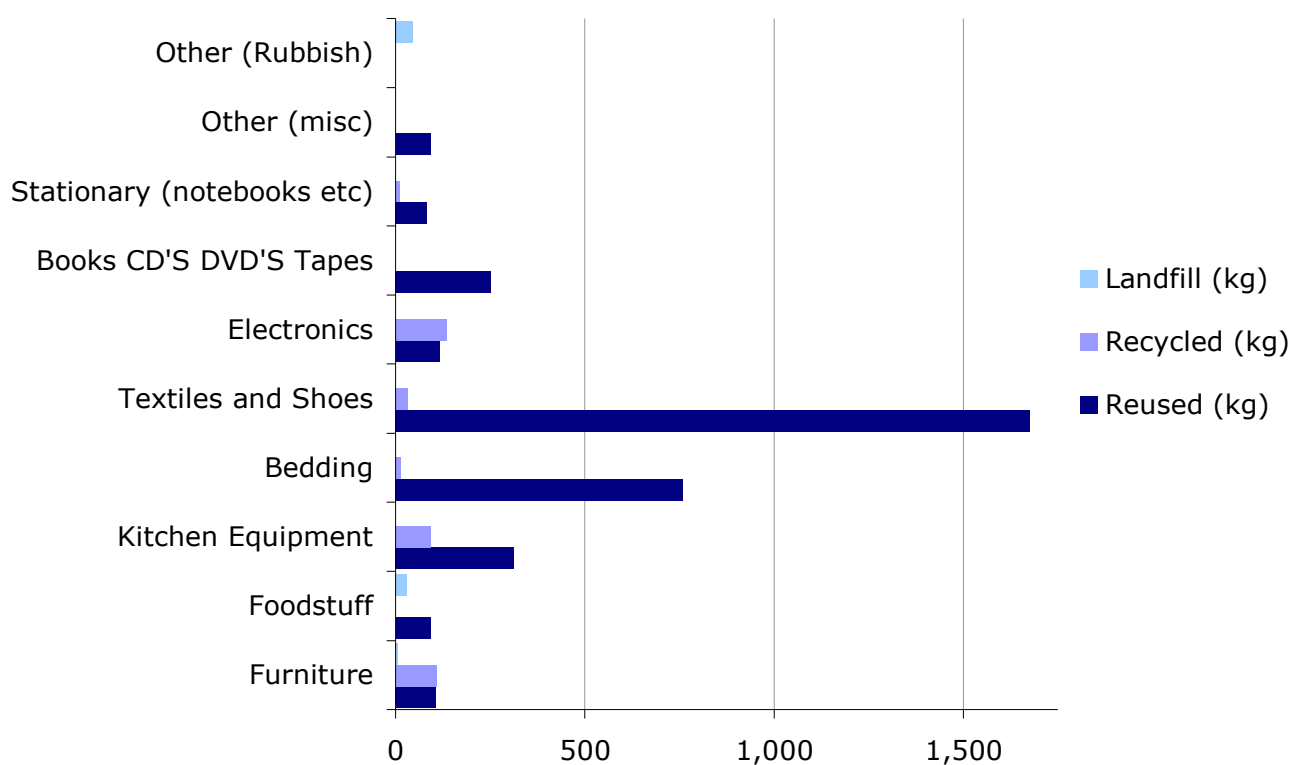
## London Borough of Wandsworth

<b>Reuse Scheme 2011</b>			
<b>Borough / University</b>	<b>Wandsworth</b>		
<b>Date</b>	<b>June - September 2011</b>		
<b>Number of Students</b>	<b>328</b>		
<b>Materials</b>	<b>CO2 (e) Reduction from Reuse (kg)</b>	<b>CO2 (e) Reduction from Recycling (kg)</b>	<b>Total CO2 (e) Reduction (kg)</b>
Furniture	27	0	27
Foodstuff	7	0	7
Kitchen Equipment	406	0	406
Bedding	2,059	44	2,103
Textiles and Shoes	2,320	64	2,385
Electronics	92	14	106
Books CD'S DVD'S Tapes	62	0	62
Stationary (notebooks etc)	0	0	0
Other (misc)	43	0	43
Other (Rubbish)	0	0	0
<b>Total</b>	<b>5,016</b>	<b>122</b>	<b>5,138</b>
%	97.6%	2.4%	100.0%
Kg / Student	15.29	0.37	15.66



## City of Westminster

<b>Reuse Scheme 2011</b>				
<b>Borough / University</b>	<b>City of Westminster</b>			
<b>Date</b>	<b>June - September 2011</b>			
<b>Number of Students</b>	<b>1,845</b>			
<b>Materials</b>	<b>Total Weight (kg)</b>	<b>Reused (kg)</b>	<b>Recycled (kg)</b>	<b>Landfill (kg)</b>
Furniture	224	108	110	6
Foodstuff	122	92	0	30
Kitchen Equipment	408	313	95	0
Bedding	776	760	16	0
Textiles and Shoes	1,710	1,676	34	0
Electronics	253	116	137	0
Books CD'S DVD'S Tapes	252	252	0	0
Stationary (notebooks etc)	93	83	10	0
Other (misc)	92	92	0	0
Other (Rubbish)	46	0	0	46
<b>Total</b>	<b>3,972</b>	<b>3,491</b>	<b>401</b>	<b>81</b>
%	100.0%	87.9%	10.1%	2.0%
Kg / Student	2.15	1.89	0.22	0.04



## City of Westminster

<b>Reuse Scheme 2011</b>			
<b>Borough / University</b>	<b>City of Westminster</b>		
<b>Date</b>	<b>June - September 2011</b>		
<b>Number of Students</b>	<b>1,845</b>		
<b>Materials</b>	<b>CO2 (e) Reduction from Reuse (kg)</b>	<b>CO2 (e) Reduction from Recycling (kg)</b>	<b>Total CO2 (e) Reduction (kg)</b>
Furniture	288	3	291
Foodstuff	41	0	41
Kitchen Equipment	838	115	952
Bedding	14,695	26	14,721
Textiles and Shoes	32,406	56	32,462
Electronics	1,423	180	1,603
Books CD'S DVD'S Tapes	500	0	500
Stationary (notebooks etc)	165	12	177
Other (misc)	91	0	91
Other (Rubbish)	0	0	0
<b>Total</b>	<b>50,447</b>	<b>391</b>	<b>50,838</b>
%	99.2%	0.8%	100.0%
Kg / Student	27.34	0.21	27.55

